



Wiremold

Tele-Power® Pole Extenders INSTALLATION INSTRUCTIONS

Installation Instruction No.: 1 008 996 – April 2010

Legrand/Wiremold electrical systems conform to and should be properly grounded in compliance with requirements of the current National Electrical Code or codes administered by local authorities.


All electrical products may present a possible shock or fire hazard if improperly installed or used. Legrand/Wiremold electrical products may bear the mark of a Nationally Recognized Testing Laboratory (NRTL) and should be installed in conformance with current local and/or the National Electrical Code.

IMPORTANT: Please read all instructions before beginning.


PRODUCTS COVERED: 25DTC-E5, 25DTP-E10, 25DTC-E10

FOR EXTENSIONS OF 25DTP-4 SERIES TELE-POWER POLES


Package includes: one (1) 25DTC-E5 5' [1.525m] Tele-Power Pole Extender.



2. Remove the 8" [203mm] cover from the top of 25DTP-4 Tele-Power Pole.




4. Slide TPP Extender into 25DTP-4 Tele-Power Pole.




6. Replace 8" [203mm] cover.




1. Line up Tele-Power Pole Extender with top of 25DTP-4 Tele-Power Pole with the longer sleeve on the same side as the 8" [203mm] top cover of the existing pole.



3. Make any needed wiring connections per NEC codes.



5. Tighten coupling hold-down screw.



Finished assembly. Complete installation using 25 Series Pole installation instructions and fill capacity information.



NOTE: No more than two connections (three sections) per pole.


25DTP-E10 AND 25DTC-E10 TELE-POWER POLES

Package includes: one (1) Base Section, one (1) Extender Section and one (1) Accessory Pack.



Sleeves

1. Align the two sections by matching the numbers located on the interior channels of each section.




2. Remove the 8" [203mm] cover from the top section of the Tele-Power Pole.



3. Slide the two sections together.



4. Secure both screws.



5. Replace 8" [203mm] cover. Check for gaps.



Complete installation using 25 Series Pole installation instructions and fill capacity information.

NOTE: No more than two connections (3 sections) per pole.


Wiremold

WIREMOLD

U.S. and International:

60 Woodlawn Street • West Hartford, CT 06110
1-800-621-0049 • FAX 860-232-2062 • Outside U.S.: 860-233-6251

Canada:

570 Applewood Crescent • Vaughan, Ontario L4K 4B4
1-800-723-5175 • FAX 905-738-9721

