

Product data sheet

Specifications



Circuit breaker, PowerPacT L, 400A, 3 pole, 600VAC, 18kA, I-Line, Micrologic 3.3, 80%, ABC, padlock handle

LGA36400U31XYP

Product availability: Stock - Normally stocked in distribution facility

Main

Range	PowerPact
Product name	PowerPact L
Device short name	L-Frame
Product or Component Type	Circuit breaker
Device Application	Distribution

Complementary

Line Rated Current	400 A
Number of Poles	3P
Control Type	Toggle
Breaking capacity code	G
Breaking capacity	65 kA 240 V AC 50/60 Hz UL 489 35 kA 480 V AC 50/60 Hz UL 489 18 kA 600 V AC 50/60 Hz UL 489 20 kA 250 V DC UL 489 20 kA 500 V DC UL 489
[Ue] rated operational voltage	600 V AC 50/60 Hz IEC 60947-3
Network Frequency	50/60 Hz
[Ics] rated service breaking capacity	65 kA 220/240 V AC 50/60 Hz IEC 60947-2 35 kA 380/440/415 V AC 50/60 Hz IEC 60947-2 18 kA 500/525 V AC 50/60 Hz IEC 60947-2 20 kA 250 V DC IEC 60947-2 20 kA 500 V DC IEC 60947-2
[Uimp] rated impulse withstand voltage	8 kV IEC 60947-2
Trip unit technology	Electronic, standard, MicroLogic 3.3, LI
Continuous current rating	80 %
[Ui] rated insulation voltage	750 V IEC 60947-2
Trip unit name	MicroLogic 3.3
Protection technology	Current limiter
Accessory / separate part type	Padlocking handle ON and OFF end
Suitability for isolation	Yes IEC 60947-2
Utilisation category	Category A
AWG gauge	AWG 3/0...500 kcmil aluminium/copper

Price is "List Price" and may be subject to a trade discount – check with your local distributor or retailer for actual price.

Disclaimer: This documentation is not intended as a substitute for and is not to be used for determining suitability or reliability of these products for specific user applications

Local signalling	Ready 1 LED green) Alarm 1 LED 90 % Ir orange) Alarm LED 105 % Ir red) Switched off (OFF) 1 trip indicator green)
Mounting mode	I-Line bracket)
Mounting Support	Bracket
Electrical connection	I-Line connection, line Lugs, load
Terminal identifier	AL600LF52K3
Long time pick-up adjustment range	0.25...1 x In
Mounting Height	6 in (152.4 mm)
Tightening torque	442.5 lbf.in (50 N.m) 0.1...0.4 in² (95...240 mm²) (AWG 3/0...500 kcmil)
Number of slots	2 auxiliary switch OF plug-in) 1 alarm switch SD plug-in) 1 overcurrent trip switch SDE plug-in) 1 voltage release MN or MX plug-in)
Power wire stripping length	1.2 in (31 mm)
Color	Black
Height	13.4 in (340 mm)
Width	5.5 in (140 mm)
Depth	4.3 in (110 mm)
Net Weight	13.7 lb(US) (6.2 kg)
Phase connection	ABC
Communication interface	Modbus Ethernet
Circuit breaker application	HACR rated

Environment

Standards	UL CSA NEMA NOM-003-SCFI-2000 IEC 60947-2
Product certifications	UL CSA NOM
IP degree of protection	Front cover IP40
Pollution degree	3 IEC 60947-1
Ambient Air Temperature for Operation	-13...158 °F (-25...70 °C)
Ambient Air Temperature for Storage	-58...185 °F (-50...85 °C)
Operating altitude	< 6561.68 ft (2000 m) without derating 5000 m with derating

Ordering and shipping details

Category	US10DE201118
Discount Schedule	0DE2
GTIN	785901266846
Returnability	No

Country of origin	MX
-------------------	----

Packing Units

Unit Type of Package 1	PCE
Nbr. of units in pkg.	1
Package 1 Height	8.800 in (22.352 cm)
Package 1 Width	14.00 in (35.56 cm)
Package 1 Length	31.700 in (80.518 cm)
Package weight(Lbs)	18.999 lb(US) (8.618 kg)

Contractual warranty


Warranty	18 months
----------	-----------

Environmental Data


Schneider Electric aims to achieve Net Zero status by 2050 through supply chain partnerships, lower impact materials, and circularity via our ongoing “Use Better, Use Longer, Use Again” campaign to extend product lifetimes and recyclability.

[Environmental Data explained >](#)


[How we assess product sustainability >](#)

 Environmental footprint	
Carbon footprint (kg CO2 eq, Total Life cycle)	814
Environmental Disclosure	Product Environmental Profile

Use Better

 Materials and Substances	
Packaging made with recycled cardboard	Yes
Packaging without single use plastic	No
EU RoHS Directive	Compliant with Exemptions
REACH Regulation	REACH Declaration
California proposition 65	WARNING: This product can expose you to chemicals including: DINP, which is known to the State of California to cause cancer, and DIDP, which is known to the State of California to cause birth defects or other reproductive harm. For more information go to www.P65Warnings.ca.gov
PVC free	Yes

Use Again

 Repack and remanufacture	
Circularity Profile	End of Life Information
Removable battery	No
Take-back	No

Technical Illustration

Dimensions
