









**Pre-Marked “EMERGENCY” Wallplates**

Description	Thermoplastic			Metal	
	Color	Standard	Mid-Size	Material	Catalog Number
1-Gang, 1-Duplex, Paint Filled White Lettering. 	Red	—	<b>PJ8RMEV</b>	Aluminum Brass Brass Plated Chrome S/S 302/304	— — — — <b>SS8MEV</b>
1-Gang, 1-Toggle, Paint Filled White Lettering. 	Red	—	<b>PJ1RME</b>	Aluminum Brass Brass Plated Chrome S/S 302/304	— — — — <b>SS1ME</b>
2-Gang, 2 Duplex, Paint Filled Red Lettering 				Aluminum Brass Brass Plated Chrome S/S 302/304	— — — — <b>SS82MEV</b>

Note: See page P-30 for Mid-Size wallplate dimensions.  
All lettering .25 in. (6.3) high.

**Pre-Marked “ISOLATED GROUND” Wallplates**

Description	Thermoplastic			Metal	
	Color	Standard	Mid-Size	Material	Catalog Number
1-Gang, 1-Duplex, Paint Filled Black Lettering. 	Orange	<b>P8OIG</b>	—	Aluminum Brass Brass Plated Chrome S/S 302/304 S/S 430	— — — — — —
1-Gang, 1-Single Receptacle 1.40 in. (35.6) Hole for 1.36-1.39 in. (34.5-35.3) Dia. Face, Paint Filled Black Lettering. 	Orange	<b>P7OIG</b>	—	Aluminum Brass Brass Plated Chrome S/S 302/304 S/S 430	— — — — — —
1-Gang, 1-Single Receptacle 1.60 in. (40.6) Hole for 20 and 30A Twist-Lock® with 1.55-1.58 in. (39.4-40.1) Dia. Face, Paint Filled Black Lettering. 	Orange	<b>P720OIG</b>	—	Aluminum Brass Brass Plated Chrome S/S 302/304 S/S 430	— — — — — —

Dimensions in Inches (mm)