



**Outdoor Charging Station with Area Light.**

## Satisfy the Power Hungry

Outdoor spaces are becoming hubs for social activity and productivity. From corporate campuses with outdoor meeting spaces to colleges offering outdoor courses, the need for convenient and safe access to power outdoors continues to grow.

The Outdoor Charging Stations from Legrand provide an ideal solution for employees, students, and guests to charge their mobile devices in outdoor spaces. Each station includes a combination of standard GFCI power outlets, GFCI and USB-C combo power outlets and 4-Port USB-A outlets. In addition, some stations incorporate LED lighting to enable easy usage at night. They can also support A/V or communication connectivity.

All stations are ADA compliant and NEMA 3R listed for use in outdoor locations. Shelves are available for device storage while charging. Available in three standard finishes, these elegant pedestals are designed to enhance your facility while blending into existing landscaping.

## Products



### Charging Station with Accent Light

Select a charging station with an LED accent light to enable device charging during the day and after dark. Accent light ensures the station stands out from standard bollards and clearly indicates "charging."

### Charging Station with Area Light

Combine outdoor device charging with an LED light to eliminate the need for a stand-alone bollard. Perfect for use as pathway lighting in educational, corporate and recreational applications.



### Power Pedestal

Ideal for areas that are already illuminated, such as outdoor dining areas. Shorter height enables use beside tables or as a lower-profile solution in landscaping.



### Lighting Station

Add lighting-only stations to complement the charging stations in your space. Enable a consistent look and provide pathway lighting to campuses.

## Compliance



cULus Listed, File Number E479489, Guide PUPR

Outdoor Charging Stations are UL Listed to meet NEMA 3R requirements for use in outdoor locations.

Outdoor Charging Stations comply with ADA guidelines.

## Features & Benefits

- **Charging and Illumination** – Combine charging with accent or area lighting in one pedestal to maximize functionality of outdoor spaces.
- **2- or 3-Gang Options** – Customize the station with two or three gangs of devices to meet your facility's unique needs. Prewired versions include weather-resistant GFCI USB-C combo outlets and 4-port USB-A outlets. Also available unwired for complete customization.
- **Outdoor-Rated Construction** – Rugged aluminum form designed for durability in outdoor locations. UL listed to NEMA 3R requirements to ensure optimal performance. Door closes automatically to meet while-in-use requirements.
- **Durable, Premium Finishes** – Available in three outdoor-rated finishes to complement your space design. Choose from black, bronze, and silver to perfectly match your project.
- **A/V & Communication Compatible** – Add an A/V-Communication Kit to 3-gang versions to accommodate Wiremold AVIP plates, as well as decorator A/V or communication devices. Enables pedestal to support outdoor presentation areas and classrooms, eliminating the need to bring cables from inside a building.
- **Device Shelves** – Add up to two pairs of shelves to hold mobile devices while charging.
- **Door Options** – Interior illuminates when door is opened. Replace standard color-matched door with a transparent version to make devices inside more visible. Or, select a lockable door for added security or to ensure use is limited to facility personnel.
- **ADA compliant** – Meets all specifications for ADA guidelines, including unobstructed reach requirements.



### COLOR OPTIONS:



Black



Bronze

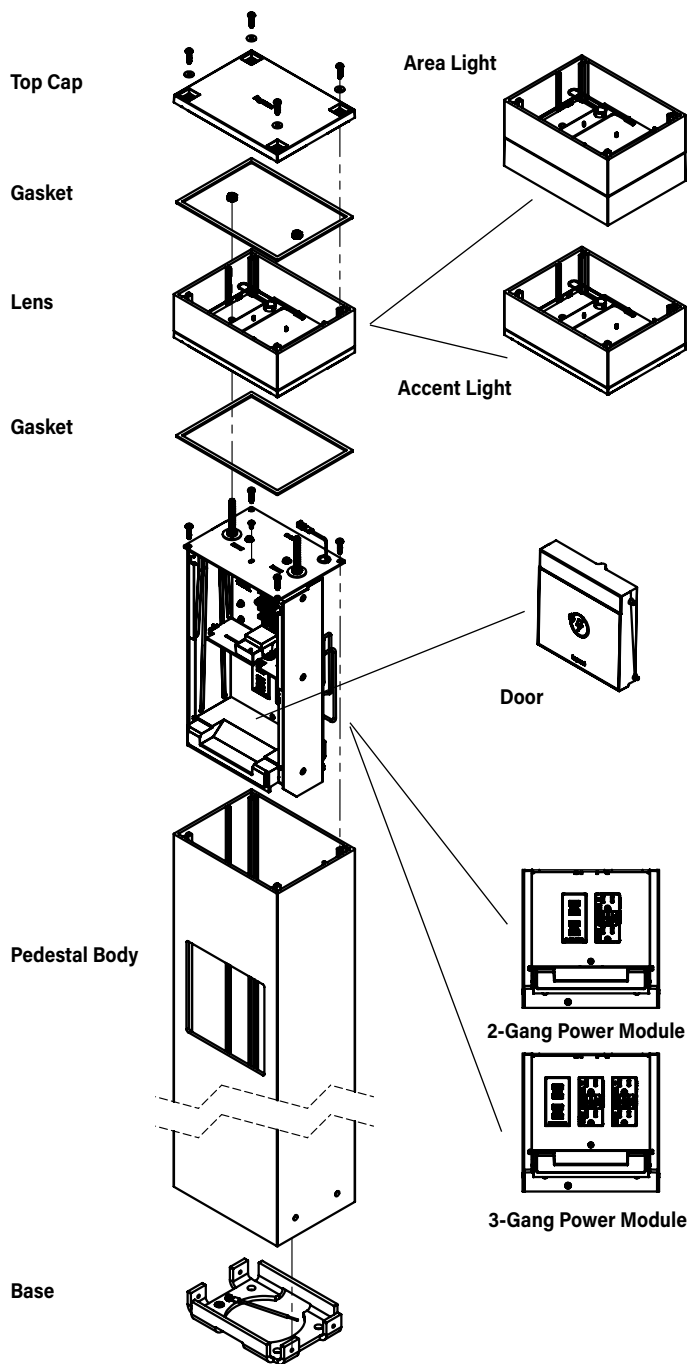


Silver

## Vertical Markets

- |               |             |                 |              |
|---------------|-------------|-----------------|--------------|
| ▪ Commercial  | ▪ Education | ▪ Entertainment | ▪ Healthcare |
| ▪ Hospitality | ▪ Parks     | ▪ Retail        | ▪ Transit    |

## Charging Station Components



### Lens Options:

- Charging Station or Lighting Station with Area Light
- Charging Station with Accent Light
- No Lens - Power Pedestal

### Door Options:

- Color-Matched Door - shipped with pedestal
- Transparent Door - available accessory
- Locking Door - available accessory
- No Door - Lighting Station

### Device Options:

- 2-Gang Power Module - Prewired with GFCI, USB devices or unwired with no devices
- 3-Gang Power Module - Prewired with GFCI, USB devices or unwired with no devices
- 3-Gang Power Module - Select unwired version and add A/V-Communications Kit (AVKIT) to combine power and low voltage
- No Devices - Lighting Station

## Technical Information

### Components & Material

Lenses	Polycarbonate. UL F1 rating to ensure UV resistance.
Paint	Outdoor-rated powder coat
Pedestal Base & Hardware	Steel base (4 1/4" (108mm) diameter opening) with four (4) 3/8" (9.5mm) L bolts (8" length (203mm))
Pedestal Body	0.188" thick aluminum extrusion
Shelves	0.25" thick aluminum coated with outdoor-rated plasticoat coating
Transparent Door	Polycarbonate. UL F1 rating to ensure UV resistance.

### Idle Power Draw

4-Port USB Outlet	0.775W
-------------------	--------

### Lighting

Accent Light	7W, 4000k
Area Light	25W, 4000k
LED Driver	Accepts 120V and 277V

### Temperature Ratings

Charging Station with Accent Light	-22° F (-30° C) to 140° F (60° C)
Charging Station with Area Light	-22° F (-30° C) to 140° F (60° C)
Power Pedestal	-31° F (-35° C) to 140° F (60° C)

### CHARGING STATION INSTALLATION:

Pedestal installs via four L bolts sunk into concrete. Conduit should be stubbed up to a height of 8" for standard power installations. If using AVKIT, conduit should be run up to bottom of power module/door.

To wire, remove four screws from top of pedestal, then remove gasketing and lens (if applicable). Loosen screw inside door area. Power module lifts out of pedestal body, allowing wiring to be pulled up through pedestal. Make all wiring connections, then lower power module back into pedestal body, tighten door area screw, and reassemble top.

### LIGHTING STATION INSTALLATION:

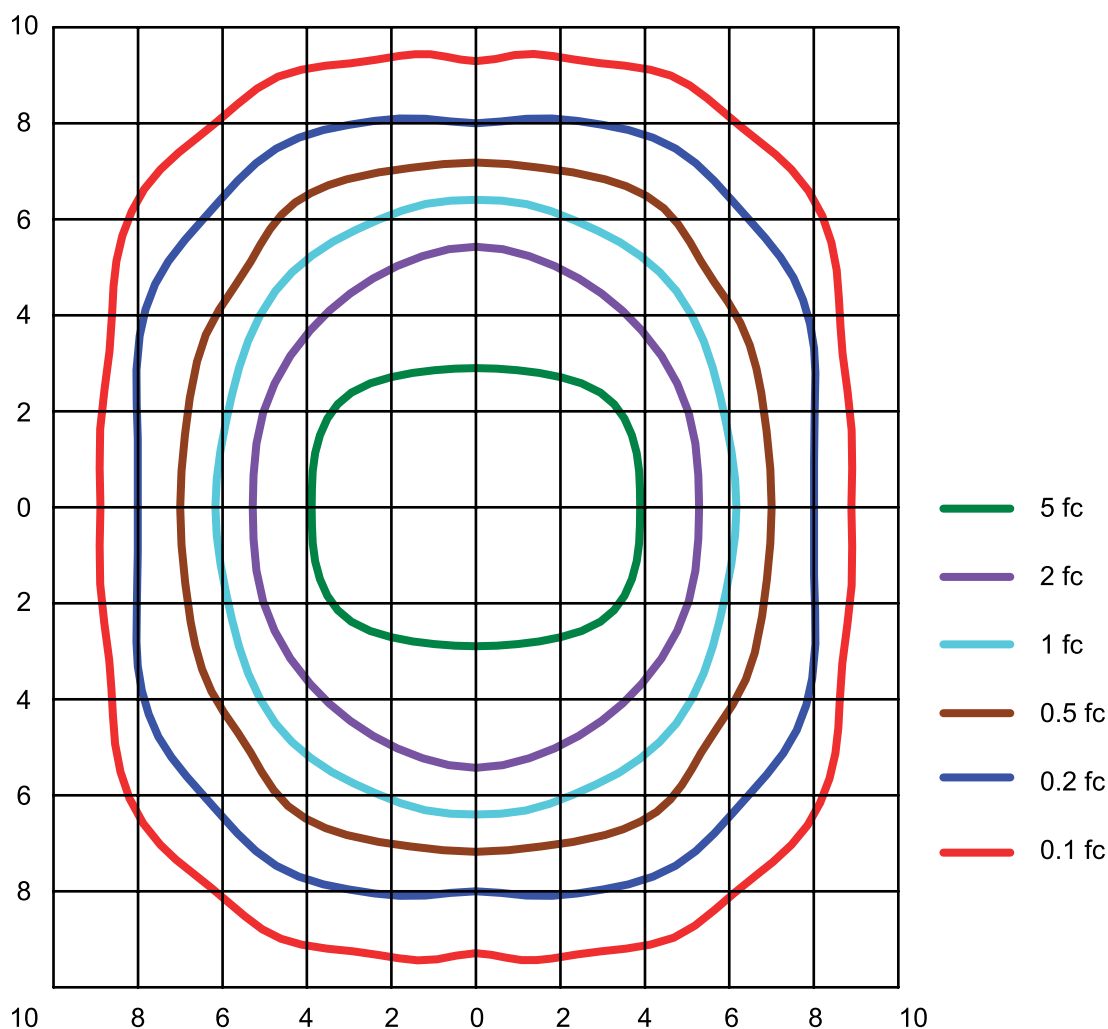
Pedestal installs via four L bolts sunk into concrete. Conduit should be stubbed up to a height of 8". All wiring should be completed at base of pedestal, with incoming power wired to included leads.

## Technical Information - Area Light & Lighting Station

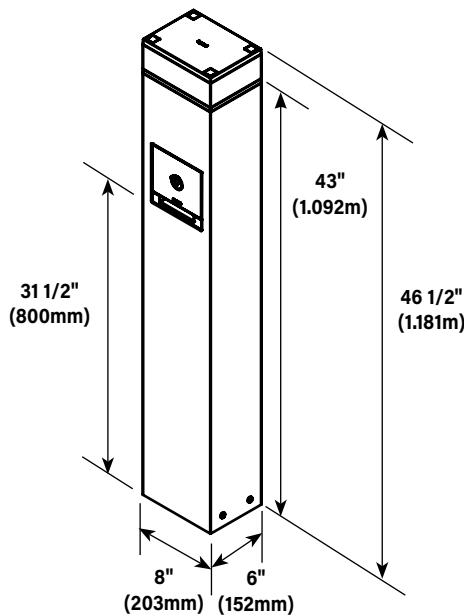
### Lighting Data

Light Output (Lumens):	457 Lumens
Watts:	21.8 W
B.U.G. Rating:	B0 U2 G0
Max. Intensity:	230 candela
Correlated Color Temperature (CCT):	4000k
Color Rendering Index (CRI):	84
Rated Life (L70):	> 50,000

### Photometrics



## Outdoor Charging Station with Accent Light



### COLOR OPTIONS:



Black

Bronze

Silver

Station features rugged aluminum construction and includes an accent LED light (7W, 4000k) for easy identification at night.

- NEMA 3R listed for use in outdoor locations.
- Aluminum body is 0.188" (4.78mm) thick and powder-coated with durable, outdoor-rated paint. Mounts into concrete with four L bolts.
- Available prewired with two or three devices, per chart below. Devices include weather-resistant 20A GFCIs and 4-port USB outlets. Power and lighting are prewired on separate circuits. Lighting circuit can be controlled by a timer at the panel if desired.
- Also available unwired in two- or three-gang versions. Unwired versions can be populated with any combination of weather-resistant GFCI USB-C combo outlets and 4-port USB-A outlets.
- Includes color-matched door, which can be easily replaced by a color-matched locking door (XCSLOCK-XX) or a transparent door (XCSCLEAR) (see page 8).
- Interior illuminates when door is open. Door closes automatically to meet while-in-use requirements.
- A/V and communication devices can be added to unwired three-gang versions with addition of A/V-Communication Kit (AVKIT – see page 8). Kit includes two replacement device plates to accommodate:
  - > two decorator-style power devices and one decorator style A/V or communication device,
  - > two decorator-style power devices and four Wiremold AVIP device plates.
- Use unwired two- or three-gang pedestal versions for dedicated low voltage applications where power is not required – no A/V-Communication kit needed.

### Components Included:

- Top Cap and Pedestal Body
- Required Gasketing
- Accent Light Assembly
- Power Module (2- or 3-Gang)
- Color-Matched Door
- Mounting Base
- Four (4) L Bolts

## Charging Station with Accent Light Ordering Information

### XCSAL

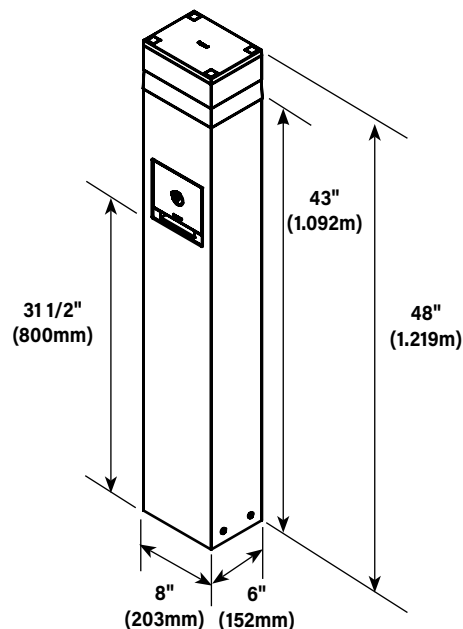
Prefix	# of Gangs	Gang #1 Device	Gang #2 Device	Gang #3 Device	Color
XCSAL Charging Station with Accent Light	2G 2-Gang	R 20A GFCI	R 20A GFCI	R 20A GFCI	BK Black
	3G 3-Gang	U 4-Port USB-A	U 4-Port USB-A	U 4-Port USB-A	BZ Bronze
		R1 20A GFCI w/USB-C	R1 20A GFCI w/USB-C	R1 20A GFCI w/USB-C	SV Silver

**Example: XCSAL2GRR1-BK** = Charging station with Accent Light, 2-Gangs, (1) 20A GFCI and (1) 20A GFCI with (2) USB-C Ports, Black.

\*Stations with no devices specified are provided unwired for addition of customized selections. Lighting element is prewired. See page ## for list of standard configurations.



## Outdoor Charging Station with Area Light



### COLOR OPTIONS:



Black

Bronze

Silver

Station features rugged aluminum construction and includes an LED light for area illumination (25W, 4000k).

- NEMA 3R listed for use in outdoor locations.
- Aluminum body is 0.188" (4.78mm) thick and powder-coated with durable, outdoor-rated paint. Mounts into concrete with four L bolts.
- Available prewired with two or three devices, per chart below. Devices include weather-resistant 20A GFCIs and 4-port USB outlets. Power and lighting are prewired on separate circuits. Lighting circuit can be controlled by a timer at the panel if desired.
- Also available unwired in two- or three-gang versions. Unwired versions can be populated with any combination of weather-resistant.
- Includes color-matched door, which can be easily replaced by a color-matched locking door (XCSLOCK-XX) or a transparent door (XCSCLEAR) (see page 8).
- Interior illuminates when door is open. Door closes automatically to meet while-in-use requirements.
- A/V and communication devices can be added to unwired three-gang versions with addition of A/V-Communication Kit (AVKIT – see page 8). Kit includes two replacement device plates to accommodate:
  - > two decorator-style power devices and one decorator style A/V or communication device,
  - > two decorator-style power devices and four Wiremold AVIP device plates.
- Use unwired two- or three-gang pedestal versions for dedicated low voltage applications where power is not required – no A/V-Communication kit needed.

### Components Included:

- Top Cap and Pedestal Body
- Required Gasketing
- Area Light Assembly
- Power Module (2- or 3-Gang)
- Color-Matched Door
- Mounting Base
- Four (4) L Bolts

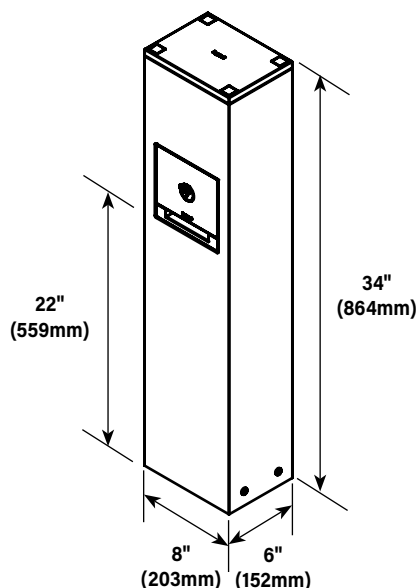
## Outdoor Charging Station with Area Light Ordering Information

<b>XCSLF</b>					
Prefix	# of Gangs	Gang #1 Device	Gang #2 Device	Gang #3 Device	Color
<b>XCSLF</b> Charging Station with Area Light	<b>2G</b> 2-Gang	<b>R</b> 20A GFCI	<b>R</b> 20A GFCI	<b>R</b> 20A GFCI	<b>BK</b> Black
	<b>3G</b> 3-Gang	<b>U</b> 4-Port USB-A	<b>U</b> 4-Port USB-A	<b>U</b> 4-Port USB-A	<b>BZ</b> Bronze
		<b>R1</b> 20A GFCI w/USB-C	<b>R1</b> 20A GFCI w/USB-C	<b>R1</b> 20A GFCI w/USB-C	<b>SV</b> Silver


**Example: XCSLF2GRR1-BK** = Charging station with Area Light, 2-Gangs, (1) 20A GFCI and (1) 20A GFCI with (2) USB-C Ports, Black.

\*Stations with no devices specified are provided unwired for addition of customized selections. Lighting element is prewired. See page ## for list of standard configurations.

## Charging Station



### COLOR OPTIONS:



Station features rugged aluminum construction.

- NEMA 3R listed for use in outdoor locations.
- Aluminum body is 0.188" (4.78mm) thick and powder-coated with durable, outdoor-rated paint. Mounts into concrete with four L bolts.
- Available prewired with two or three devices, per chart below. Devices include weather-resistant 20A GFCIs and 4-port USB outlets.
- Also available unwired in two- or three-gang versions. Unwired versions can be populated with any combination of weather-resistant.
- Includes color-matched door, which can be easily replaced by a color-matched locking door (XCSLOCK-XX) or a transparent door (XCSCLEAR) (see page 8).
- Interior illuminates when door is open. Door closes automatically to meet while-in-use requirements.
- A/V and communication devices can be added to unwired three-gang versions with addition of A/V-Communication Kit (see page 8). Kit includes two replacement device plates to accommodate:
  - > two decorator-style power devices and one decorator style A/V or communication device,
  - > two decorator-style power devices and four Wiremold AVIP device plates.
- Use unwired two- or three-gang pedestal versions for dedicated low voltage applications where power is not required – no A/V-Communication kit needed.

### Components Included:

- Top Cap and Pedestal Body
- Required Gasketing
- Power Module (2- or 3-Gang)
- Color-Matched Door
- Mounting Base
- Four (4) L Bolts

## Charging Station Ordering Information

### XCSP

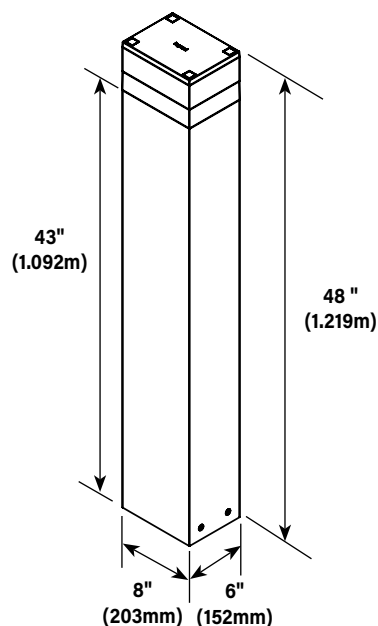
Prefix	# of Gangs	Gang #1 Device	Gang #2 Device	Gang #3 Device	Color
XCSP Charging Station with Accent Light	2G 2-Gang	R 20A GFCI	R 20A GFCI	R 0A GFCI	BK Black
	3G 3-Gang	U 4-Port USB-A	U 4-Port USB-A	U 4-Port USB-A	BZ Bronze
		R1 20A GFCI w/USB-C	R1 20A GFCI w/USB-C	R1 20A GFCI w/USB-C	SV Silver

**Example:** XCSP2GRR1-BK = Charging station, 2-Gangs, (1) 20A GFCI and (1) 20A GFCI with (2) USB-C Ports, Black.

\*Stations with no devices specified are provided unwired for addition of customized selections. Lighting element is prewired. See page 13 for list of standard configurations.



## Lighting Station




Station features rugged aluminum construction and includes an LED light for area illumination (25W, 4000k).

- NEMA 3R listed for use in outdoor locations.
- Aluminum body is 0.188" (4.78mm) thick and powder-coated with durable, outdoor-rated paint. Mounts into concrete with four L bolts.

### Lighting Station Ordering Information

Part Number	Finish
XLF-BK	Black
XLF-BZ	Bronze
XLF-SV	Silver

#### COLOR OPTIONS:

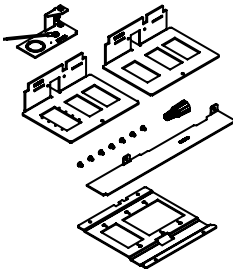


#### Components Included:

- Top Cap and Pedestal Body
- Required Gasketing
- Area Light Assembly
- Mounting Base
- Four (4) L Bolts

## Outdoor Charging Station Accessories

### A/V-COMMUNICATION KIT - XCSAV



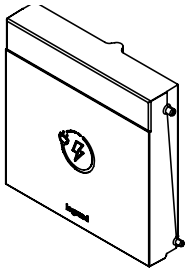
Kit enables combining power and low voltage in one three-gang pedestal. Includes two device plates to accommodate:

- two decorator-style power devices and one decorator style A/V or communication device,
- two decorator-style power devices and four Wiremold AVIP device plates.

Also includes interior divider to separate A/V or communication from high voltage wiring. Compatible with three-gang versions only.


Use unwired two- or three-gang pedestal versions for dedicated low voltage applications where power is not required – no A/V-Communication kit (AVKIT) needed.

### TRANSPARENT DOOR - XCSCLEAR



Replaces color-matched door (included).

### REPLACEMENT DOOR - XCSDOOR

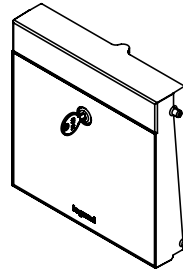


Available Colors:

**XCSDOOR-BK Black**  
**XCSDOOR-BZ Bronze**  
**XCSDOOR-SV Silver**

Replacement door for all charging stations. Included with initial shipment of all models.

### LOCKING DOOR - XCSLOCK

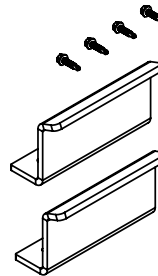


Available Colors:

**XCSLOCK-BK Black**  
**XCSLOCK-BZ Bronze**  
**XCSLOCK-SV Silver**

Replaces standard color-matched door (included). Includes standard lock and two keys.

### DEVICE SHELVES - XCSSHelf



Available Colors:

**XCSSHelf-BK Black**  
**XCSSHelf-SV Silver**

Pair of shelves to hold mobile device while charging. Shelves are intended to mount to the pedestal sides and have been tested to hold up to 250 lbs. Recommend maximum of two shelves per pedestal.

**NOTE: Shelves must be mounted below door opening.**



## Standard Accent Light Part Numbers

Part Number	Gangs	20A WR GFCI	4-Port 4.2A USB	20A WR GFCI w/ (2) USB-C	Finish
XCSAL2GRU-BK	2	1	1	0	Black
XCSAL2GRU-BZ	2	1	1	0	Bronze
XCSAL2GRU-SV	2	1	1	0	Silver
XCSAL2GUU-BK	2	0	2	0	Black
XCSAL2GUU-BZ	2	0	2	0	Bronze
XCSAL2GUU-SV	2	0	2	0	Silver
XCSAL2GRR-BK	2	2	0	0	Black
XCSAL2GRR-BZ	2	2	0	0	Bronze
XCSAL2GRR-SV	2	2	0	0	Silver
XCSAL2GRR1-BK	2	1	0	1	Black
XCSAL2GRR1-BZ	2	1	0	1	Bronze
XCSAL2GRR1-SV	2	1	0	1	Silver
XCSAL2GUR1-BK	2	0	1	1	Black
XCSAL2GUR1-BZ	2	0	1	1	Bronze
XCSAL2GUR1-SV	2	0	1	1	Silver
XCSAL2GR1R1-BK	2	0	0	2	Black
XCSAL2GR1R1-BZ	2	0	0	2	Bronze
XCSAL2GR1R1-SV	2	0	0	2	Silver
XCSAL2G-BK*	2	0	0	0	Black
XCSAL2G-BZ*	2	0	0	0	Bronze
XCSAL2G-SV*	2	0	0	0	Silver
XCSAL3GRUU-BK	3	1	2	0	Black
XCSAL3GRUU-BZ	3	1	2	0	Bronze
XCSAL3GRUU-SV	3	1	2	0	Silver
XCSAL3GRRU-BK	3	2	1	0	Black
XCSAL3GRRU-BZ	3	2	1	0	Bronze
XCSAL3GRRU-SV	3	2	1	0	Silver
XCSAL3GR1R1U-BK	3	0	1	2	Black
XCSAL3GR1R1U-BZ	3	0	1	2	Bronze
XCSAL3GR1R1U-SV	3	0	1	2	Silver
XCSAL3G-BK*	3	0	0	0	Black
XCSAL3G-BZ*	3	0	0	0	Bronze
XCSAL3G-SV*	3	0	0	0	Silver

\*Stations with no devices are provided unwired for addition of customized selections. Lighting element is prewired.

## Standard Area Light Part Numbers

Part Number	Gangs	20A WR GFCI	4-Port 4.2A USB	20A WR GFCI w/ (2) USB-C	Finish
XCSLF2GRU-BK	2	1	1	0	Black
XCSLF2GRU-BZ	2	1	1	0	Bronze
XCSLF2GRU-SV	2	1	1	0	Silver
XCSLF2GUU-BK	2	0	2	0	Black
XCSLF2GUU-BZ	2	0	2	0	Bronze
XCSLF2GUU-SV	2	0	2	0	Silver
XCSLF2GRR-BK	2	2	0	0	Black
XCSLF2GRR-BZ	2	2	0	0	Bronze
XCSLF2GRR-SV	2	2	0	0	Silver
XCSLF2GRR1-BK	2	1	0	1	Black
XCSLF2GRR1-BZ	2	1	0	1	Bronze
XCSLF2GRR1-SV	2	1	0	1	Silver
XCSLF2GUR1-BK	2	0	1	1	Black
XCSLF2GUR1-BZ	2	0	1	1	Bronze
XCSLF2GUR1-SV	2	0	1	1	Silver
XCSLF2GR1R1-BK	2	0	0	2	Black
XCSLF2GR1R1-BZ	2	0	0	2	Bronze
XCSLF2GR1R1-SV	2	0	0	2	Silver
XCSLF2G-BK*	2	0	0	0	Black
XCSLF2G-BZ*	2	0	0	0	Bronze
XCSLF2G-SV*	2	0	0	0	Silver
XCSLF3GRUU-BK	3	1	2	0	Black
XCSLF3GRUU-BZ	3	1	2	0	Bronze
XCSLF3GRUU-SV	3	1	2	0	Silver
XCSLF3GRRU-BK	3	2	1	0	Black
XCSLF3GRRU-BZ	3	2	1	0	Bronze
XCSLF3GRRU-SV	3	2	1	0	Silver
XCSLF3GR1R1U-BK	3	0	1	2	Black
XCSLF3GR1R1U-BZ	3	0	1	2	Bronze
XCSLF3GR1R1U-SV	3	0	1	2	Silver
XCSLF3G-BK*	3	0	0	0	Black
XCSLF3G-BZ*	3	0	0	0	Bronze
XCSLF3G-SV*	3	0	0	0	Silver

\*Stations with no devices are provided unwired for addition of customized selections. Lighting element is prewired.

## Standard Charging Station Part Numbers

Part Number	Gangs	20A WR GFCI	4-Port 4.2A USB	20A WR GFCI w/ (2) USB-C	Finish
XCSPP2GRU-BK	2	1	1	0	Black
XCSPP2GRU-BZ	2	1	1	0	Bronze
XCSPP2GRU-SV	2	1	1	0	Silver
XCSPP2GUU-BK	2	0	2	0	Black
XCSPP2GUU-BZ	2	0	2	0	Bronze
XCSPP2GUU-SV	2	0	2	0	Silver
XCSPP2GRR-BK	2	2	0	0	Black
XCSPP2GRR-BZ	2	2	0	0	Bronze
XCSPP2GRR-SV	2	2	0	0	Silver
XCSPP2GRR1-BK	2	1	0	1	Black
XCSPP2GRR1-BZ	2	1	0	1	Bronze
XCSPP2GRR1-SV	2	1	0	1	Silver
XCSPP2GUR1-BK	2	0	1	1	Black
XCSPP2GUR1-BZ	2	0	1	1	Bronze
XCSPP2GUR1-SV	2	0	1	1	Silver
XCSPP2GR1R1-BK	2	0	0	2	Black
XCSPP2GR1R1-BZ	2	0	0	2	Bronze
XCSPP2GR1R1-SV	2	0	0	2	Silver
XCSPP2G-BK*	2	0	0	0	Black
XCSPP2G-BZ*	2	0	0	0	Bronze
XCSPP2G-SV*	2	0	0	0	Silver
XCSPP3GRUU-BK	3	1	2	0	Black
XCSPP3GRUU-BZ	3	1	2	0	Bronze
XCSPP3GRUU-SV	3	1	2	0	Silver
XCSPP3GRRU-BK	3	2	1	0	Black
XCSPP3GRRU-BZ	3	2	1	0	Bronze
XCSPP3GRRU-SV	3	2	1	0	Silver
XCSPP3GR1R1U-BK	3	0	1	2	Black
XCSPP3GR1R1U-BZ	3	0	1	2	Bronze
XCSPP3GR1R1U-SV	3	0	1	2	Silver
XCSPP3G-BK*	3	0	0	0	Black
XCSPP3G-BZ*	3	0	0	0	Bronze
XCSPP3G-SV*	3	0	0	0	Silver

\*Stations with no devices are provided unwired for addition of customized selections.

**NOTE:** All brand and product names referenced in this document are registered trademarks or trademarks of their respective holders.



**Legrand, North America**  
60 Woodlawn Street  
West Hartford, CT 06110  
1.877.BY.LEGRAND (295.3472)  
www.legrand.us

Canada  
570 Applewood Crescent  
Vaughan, Ontario L4K 4B4  
905.738.9195  
www.legrand.ca

FOLLOW US

