

# Press-hold, Joist-mount Fan/Fixture Box

*Ships ready to install for a fast, secure installation!*

FB415  
presses onto joist



Arlington's FB415 fan/fixture box saves time and money. And, it's the fastest way to a super-secure installation.

The box presses onto the joist where gripping tangs hold it firmly in place while you reach for your screwdriver. Tightening the shipped-in-place center screw (photo at left) attaches the box securely to the joist.

There are no pieces to lose! The installation screws for the box and bracket (shown at left) ship captive, along with an installed NM cable connector and mud cover.

- 10.3 cubic inch volume
- Two KOs
- 2-hour fire rating
- For 1/2 or 5/8 inch drywall
- UL rating:  
70 lb fans, fixtures up to 200 lbs.
- CSA rating:  
Fans, fixtures up to 50 lbs.

Catalog Number	UPC/DEI/NAED Mfg. #018997	Description Non-metallic fan/fixture box	Std Pkg
<b>FB415</b>	72167	10.3 cu. inch	25
<b>FB426</b>	72179	16.0 cu. inch for 1/2 or 5/8 inch drywall	25
<b>FB423</b>	72190	19.5 cu. inch for 1/2 or 5/8 inch drywall w/ furring strips or hat channel; or double drywall	25


Patented  
Other patents pending.

**A**® **UL** **CSA**  
**Arlington**®

1 Stauffer Industrial Park  
Scranton, PA 18517  
800/233.4717  
Fax 570/562.0646  
[www.aifittings.com](http://www.aifittings.com)

# Fan/Fixture Box

*Press-hold • Fast and easy to install!*



1 Press box onto joist.




Gripping tangs hold it in place, freeing hands to locate screwdriver.



2 Tighten center screw to secure box to joist.




3 Pull NM cable through connector.



4 Remove two long, parked screws. Use to install bracket...



1 Stauffer Industrial Park  
Scranton, PA 18517  
800/233.4717  
Fax 570/562.0646  
[www.aifittings.com](http://www.aifittings.com)



5 ...through the oval slots indicated in photo.



Distributed by