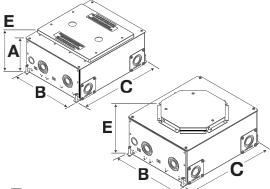




SystemOne Recessed 8⁺/10-Gang Floor Boxes and Covers, for Use In Concrete Floors

Style	Rectangular Cover		Round Cover	
				
Box Type	-		-	
Standard Box	CFB10G55E	-	CFB10G55RE	-
Corrosion-Resistant Box (On-grade)	-	CFB10G55CRE	-	CFB10G55RCRE
Recommended Pour Depth	6.00" (152.4)	6.00" (152.4)	6.25" (158.8)	6.25" (158.8)
Min. Depth of Pour	5.50" (139.7)	5.50" (139.7)	6.25" (158.8)	6.25" (158.8)
Adjustability	Fully	Fully	Fully	Fully
Cubic Inch (cm ³) Capacity per Gang	35.0/69.5/99.0 cu. in. (574/1139/1622 cm ³)	35.0/69.5/99.0 cu. in. (574/1139/1622 cm ³)	35.0/69.5/99.0 cu. in. (574/1139/1622 cm ³)	35.0/69.5/99.0 cu. in. (574/1139/1622 cm ³)
Dimensions - A	5.59" (142.0)	5.59" (142.0)	-	-
Dimensions - B	11.09" (281.6)	11.09" (281.6)	11.09" (281.6)	11.09" (281.6)
Dimensions - C	14.14" (359.2)	14.14" (359.2)	14.14" (359.2)	14.14" (359.2)
Dimensions - D	-	-	8.37" (212.5) TYP.	8.37" (212.5) TYP.
Dimensions - E	5.50" (139.7)	5.50" (139.7)	6.25" (158.8)	6.25" (158.8)
KO Trade Size: Ends	(2) 1/2", 3/4", (4) 1/2", 3/4", 1", 1 1/4", 1 1/2"	(2) 1/2", 3/4", (4) 1/2", 3/4", 1", 1 1/4", 1 1/2"	(2) 1/2", 3/4", (4) 1/2", 3/4", 1", 1 1/4", 1 1/2"	(2) 1/2", 3/4", (4) 1/2", 3/4", 1", 1 1/4", 1 1/2"
Sides	(2) 3/4", 1", 1 1/4", 2***	(2) 3/4", 1", 1 1/4", 2***	(2) 3/4", 1", 1 1/4", 2***	(2) 3/4", 1", 1 1/4", 2***
Bottom	(2) 1/2", 3/4", (4) 1/2", 3/4", 1", 1 1/4"	(2) 1/2", 3/4", (4) 1/2", 3/4", 1", 1 1/4"	(2) 1/2", 3/4", (4) 1/2", 3/4", 1", 1 1/4"	(2) 1/2", 3/4", (4) 1/2", 3/4", 1", 1 1/4"
Cover Style	Rectangular	Rectangular	Round	Round
2 Inch Hub Compatible	Yes	Yes	Yes	Yes

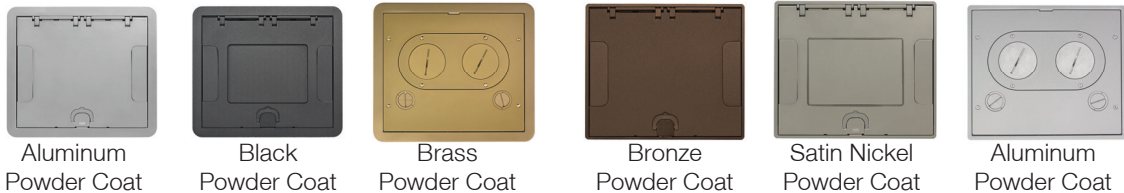
Note: **Requires CFBHUB2 for 2" conduits. CFBHUB200PVC for 2" PVC conduits or CFBHUB125PVC for 1 1/4" PVC conduits.

Rectangular Covers

- Compatible with **CFB10G55** and **CFB10G55CR** Series Floor Boxes
- Two large cable egress doors and access 180° opening
- Maximum static load of 1,500 lbs. with 2x safety factor*
- Surface style typical applications: Carpet, VCT
- Flush style typical applications: Tile, finished concrete and Terrazzo floors
- Furniture Feed covers dividers purchased separately

Finish	Surface Cover Dimensions 11 1/2 in. x 10 in.			Flush Cover Dimensions 10 1/2 in. x 9 in.		
	Without Insert	With Insert	Furniture Feed (2) 1 in. and (2) 2 in. Plugs)	Without Insert	With Insert	Furniture Feed (2) 1 in. and (2) 2 in. Plugs)
Aluminum Powder Coat	610GCCVRALU	610GCCVRALUC	610GCCFFCVRALU*	610GTCVRALU	610GTCVRALUC	610GTCFFCVRALU*
Black Powder Coat	610GCCVRBK	610GCCVRBKC	610GCCFFCVRBK*	610GTCVRBK	610GTCVRBKC	610GTCFFCVRBK*
Brass Powder Coat	610GCCVRBRS	610GCCVRBRSC	610GCCFFCVRBRS*	610GTCVRBRS	610GTCVRBRSC	610GTCFFCVRBRS*
Bronze Powder Coat	610GCCVRBRZ	610GCCVRBRZC	610GCCFFCVRBRZ*	610GTCVRBRZ	610GTCVRBRZC	610GTCFFCVRBRZ*
Satin Nickel Powder Coat	610GCCVRNK	610GCCVRNKC	610GCCFFCVRNK*	610GTCVRNK	610GTCVRNKC	610GTCFFCVRNK*

Note: * For 10-gang box dual service, **CFB10FFDIVKIT** required with Furniture Feed covers. Purchased separately.



8 Inch Round Covers

- Compatible with **CFB10G55R** and **CFB10G55RCR** Series Floor Boxes
- Two large cable egress doors and access 180° opening
- Maximum static load of 1,000 lbs. with 2x safety factor*
- Recessed covers- 180° access with 2 cable egress doors
- Furniture Feed covers dividers purchased separately

Finish	Flush Surface	Furniture Feed (1 in. and 2 in. Plugs)
Brushed Aluminum	CFBS1R8CVRALU	CFBS1R8FFCVRALU[#]
Black Powder Coat	CFBS1R8CVRBLK	CFBS1R8FFCVRBLK[#]
Brass Plated	CFBS1R8CVRBRS	CFBS1R8FFCVRBRS[#]
Antique Bronze Plated	CFBS1R8CVRBRZ	CFBS1R8FFCVRBRZ[#]
Gray Powder Coat	CFBS1R8CVRGRY	CFBS1R8FFCVRGRY[#]
Satin Nickel Plated	CFBS1R8CVRNKL	CFBS1R8FFCVRNKL[#]



Note: *Load applied through a 3 in. (76mm) mandrel in center of the cover.

[#]For 10-gang box dual service, **CFBS1R8FF10GDIVKIT** required with Furniture Feed covers. Purchased separately. See page P5 for round cover finishes

[†]UL File Number E31999. Boxes include concrete covers. FB10MPNEMA2XG and/or FB10MPNEMA4G for 8-gang configuration.

Dimensions in Inches (mm)