



Hazardous area LED lighting
Champ® FMVA LED floodlights

CROUSE-HINDS
SERIES

Champ® FMVA

High lumen LED floodlights



EAT•N

Powering Business Worldwide



Champ FMVA LED floodlights

Safe. Reliable. Efficient.

Featuring the industry's broadest range of LED luminaires for harsh, hazardous and industrial environments, Eaton's Crouse-Hinds can deliver a lighting solution that performs reliably in even the worst operating conditions. All the while reducing your energy, maintenance and manpower costs.

Why LED?

Energy efficiency

LED average energy consumption is significantly less than traditional fluorescent and HID fixtures

Start/restart time

Instant illumination vs. 10 minute restrike time for HID

Light quality

Higher color rendering compared to fluorescent and HID

Environmental benefits

Mercury-free LED eliminates disposal costs and lowers energy consumption for a smaller carbon footprint

Why Crouse-Hinds?

Industry-best reliability

Built to withstand a wide array of applications

Thermal management

Effective heat sinking ensures longer life

Quality of light

Custom optics designed to maximize light distribution and intensity

NEC certified

Designed to global specifications for NEC applications

Serviceable drivers

Easy access to drivers for service or replacement


Design features



FMVA20L & 25L

Smaller and lighter

- 25% smaller footprint than previous model
- 20 lbs. less weight than previous model



Full frame yoke

- Designed to utilize the SFA6 slipfitter and SWB6 wall mount bracket, making it ideal for retrofit or new installation

Rugged heat sink

- Heat sink designed to perform and provide maximum light levels in high ambient temperatures up to +55°C and as low as -40°C
- Thick walled castings make for a tough, rugged housing that keeps the internal driver and LED temperature down



FMVA40L & 50L

Versatile design

- Can be used for outdoor or indoor applications, and for a wide range of mounting heights depending on model and light level requirement

High lumen output:

- Up to 120 lumens per watt
- Up to 78% energy savings over traditional HID fixtures (compared to 400W MH)

Multiple lens options:


- Tempered clear glass lens standard
- Diffused glass lens optional



Why choose Champ FMVA floodlights?

Reliable floodlights. FMVA LED luminaires are engineered to deliver high lumen output and maintenance-free long life in the toughest conditions.

FMVA25L vs. 1000 watt HID



78%
ENERGY
EFFICIENCY



77%
TOTAL COST
OF OWNERSHIP



100%
MAINTENANCE
REDUCTION

Assumptions: Calculations based on overall life of the LED system. Energy cost of \$.09 per kilowatt; 24 hour per day operation; labor rate of \$75 each for 2 workers; average time for fixture maintenance of 1 hour.

Features & specifications

39% lighter than the previous design with a small footprint

Champ FMVA high lumen LED floodlights are designed to provide full-spectrum, crisp, white light. Four versions of the FMVA are available, providing ideal solutions for a wide range of applications.

Model	Nominal lumens	Wattage*	Equivalent MH luminaire	Typical energy savings/lifetime
FMVA20L	20,500	177	600W-750W	Up to 78% reduction in energy costs and 120,000 hours of continuous operation!
FMVA25L	25,500	217	750W-1000W	
FMVA40L	40,500	340	1500W +	
FMVA50L	50,500	400		

*UNV1 at 120 VAC.

Applications:

- Locations requiring continuous and consistent light levels in extreme ambient temperatures
- Areas requiring frequent on-and-off of lights
- Where extremely corrosive, wet, dusty, hot and/or cold conditions exist
- Oil and gas refineries, drilling rigs, petrochemical facilities, food and beverage facilities, platforms, loading docks, tunnels, outdoor wall and stanchion mounted general area lighting, and where flammable vapors, gases, ignitable dusts, fibers or flyings are present

Design features:

- Rugged design – engineered to perform in ambient temperatures from -40°C to 55°C
- High efficiency – engineered to deliver 117 lumens per watt
- Full frame yoke – designed to utilize the SFA6 slipfitter and SWB6 wall mount bracket, making it ideal for retrofit or new installations
- Custom optics – standard 7x6 pattern provides maximum light distribution
- 5 year fixture warranty†

*SFA6 slipfitter and SWB6 wall mount bracket sold separately (20L/25L only).

†Refer to the authorized distributor price book for Crouse-Hinds standard Terms and Conditions.

Fixture life:

- Rated life of 60,000 hours at 55°C operating ambient and 24/7 continuous operation for 365 days

Standard materials:

- Lamp housing and adapter – die cast aluminum with Corro-free™ epoxy powder coat
- Lens – heat- and impact-resistant glass (standard)
- Gaskets – silicone and neoprene
- External hardware – stainless steel

Electrical ratings – NEC model:

Model	120-277 VAC at 50/60 Hz		347-480 VAC at 50/60 Hz	
	Input power	Input amps	Input power	Input amps
FMVA20L	177W	1.76A	177W	0.52A
FMVA25L	217W	2.18A	216W	0.63A
FMVA40L	340W	3.35A	338W	1.24A
FMVA50L	400W	4.14A	400W	1.54A

All models	
Power factor	>0.90

T-ratings – NEC models:

UNV1

Model	Ambient temp.	Class I, Div. 2	Class II, Div. 1	Simultaneous presence Cl.I, Div. 2 Cl.II, Div. 1	Min. supply wire temp.
FMVA20L	+40°C	T4A	T3C	–	90°C
FMVA25L	+50°C	T4A	T3C	–	
	+55°C	T4A	–	–	
FMVA40L	+40°C	T4A	T4A	T4	
	+50°C	T4A	T4	T3C	
FMVA50L	+55°C	T4A	–	–	

UNV34

Model	Ambient temp.	Class I, Div. 2	Class II, Div. 1	Simultaneous presence Cl.I, Div. 2 Cl.II, Div. 1	Min. supply wire temp.
FMVA20L	+40°C	T4A	T3C	–	90°C
FMVA25L	+50°C	T4A	T3C	–	
	+55°C	T4A	T3C	–	
FMVA40L	+40°C	T4A	T4A	T4	
	+50°C	T4A	T4	T3C	
FMVA50L	+55°C	T4A	T4	T3C	

Certifications and compliances:

NEC and CEC:

- Class I, Division 2, Groups A, B, C, D
- Class I, Zone 2
- Class II, Division 1, Groups E, F, G
- Type 4X, IP66

UL Standards:

- UL844; UL1598; UL1598A; UL1850

CSA Standard:

- CSA C22.2 No. 137



Ordering information

Part number example

FMVA20LCY/UNV34 76 M20 S891 BZ

Champ FMVA floodlight, 20,500 lumens, cool white, yoke mount, 347-480 VAC driver, M20 entry, diffused glass lens, bronze paint

FMVA	20L	C	Y	/UNV34	76	M20	S891	BZ
Model				Voltage		Entries		Paint
FMVA NEC				/UNV1 100-277 VAC, 50/60 Hz; /UNV34 347-480 VAC, 50/60 Hz		BLANK ¾" NPT M20 20mm M25 25mm		BLANK Gray BZ Bronze WH White
Light source/intensity				Optical distribution*		Lens material		
20L 20,500 nominal lumens 25L 25,500 nominal lumens 40L 40,500 nominal lumens 50L 50,500 nominal lumens				76 7x6 floodlight pattern optics 33 3x3 floodlight pattern optics <small>*40L and 50L can use the 3x3 optic in Class 1 environments. Class II environments are not allowed.</small>		BLANK Clear glass lens S891 Diffused glass lens		
Color temperature				Mount				
C 5000K, 70 CRI (cool white) W 3000K, 80 CRI (warm white)				Y Yoke mount				
Accessories (ordered separately)								
BLHN2 Bull horn, 2 tenon, gray			BLHN3 Bull horn, 3 tenon, gray			DSV2 Bolt-on visor		SFA6* Slipfitter
BLHN-BZ2 Bull horn, 2 tenon, bronze			BLHN-BZ3 Bull horn, 3 tenon, bronze			P62 Bolt-on wire guard		SWB6* Slipfitter wall mount
BLHN-WH2 Bull horn, 2 tenon, white			BLHN-WH3 Bull horn, 3 tenon, white			SC831 Safety cable		<small>*20L and 25L models only.</small>

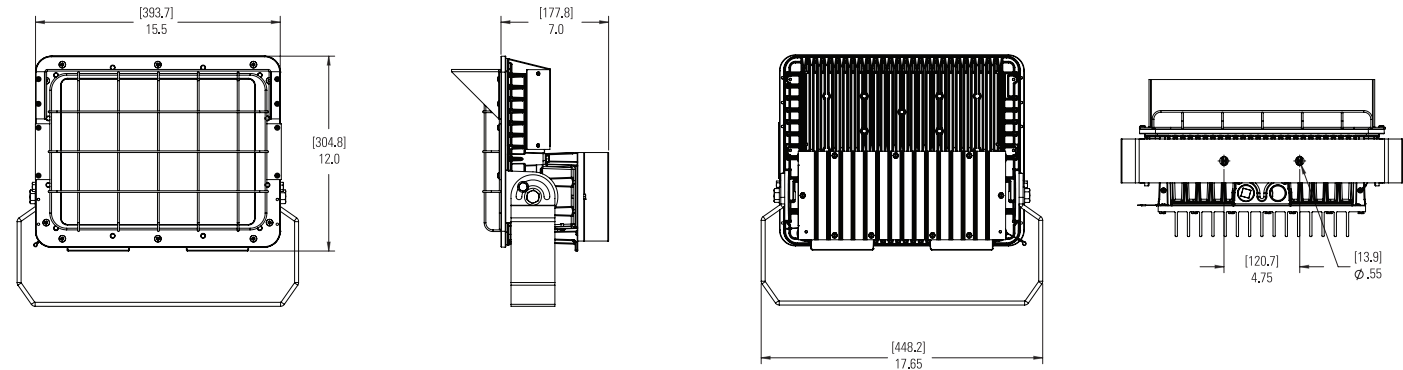
Weights and dimensions

FMVA20 & 25L

	Width		Height		Depth		Weight	
	in.	mm.	in.	mm.	in.	mm.	lb.	kg.
FMVA20L & 25L	15.5	393.7	12.0	304.8	7.0	177.8	34.0	15.4

Effective projected area 20L & 25L

Position (tilt)	ft.-sq.
at 0°	1.5
at 45° backwards	1.1
at 60° forward	0.8

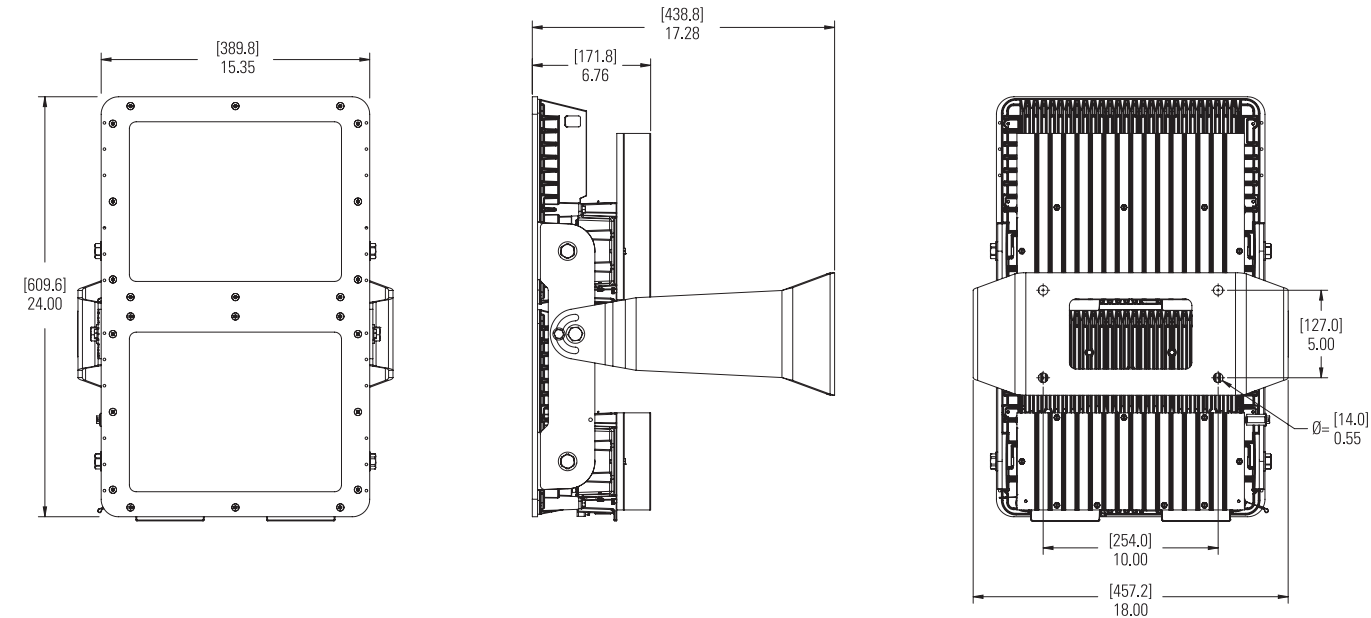


FVMA40L & 50L

	Width		Height		Depth		Weight	
	In.	mm.	In.	mm.	in.	mm.	lb.	kg.
FVMA40L & 50L	18.0	457.2	24.0	609.6	17.28	438.8	77.0	34.9

Effective projected area 40L & 50L

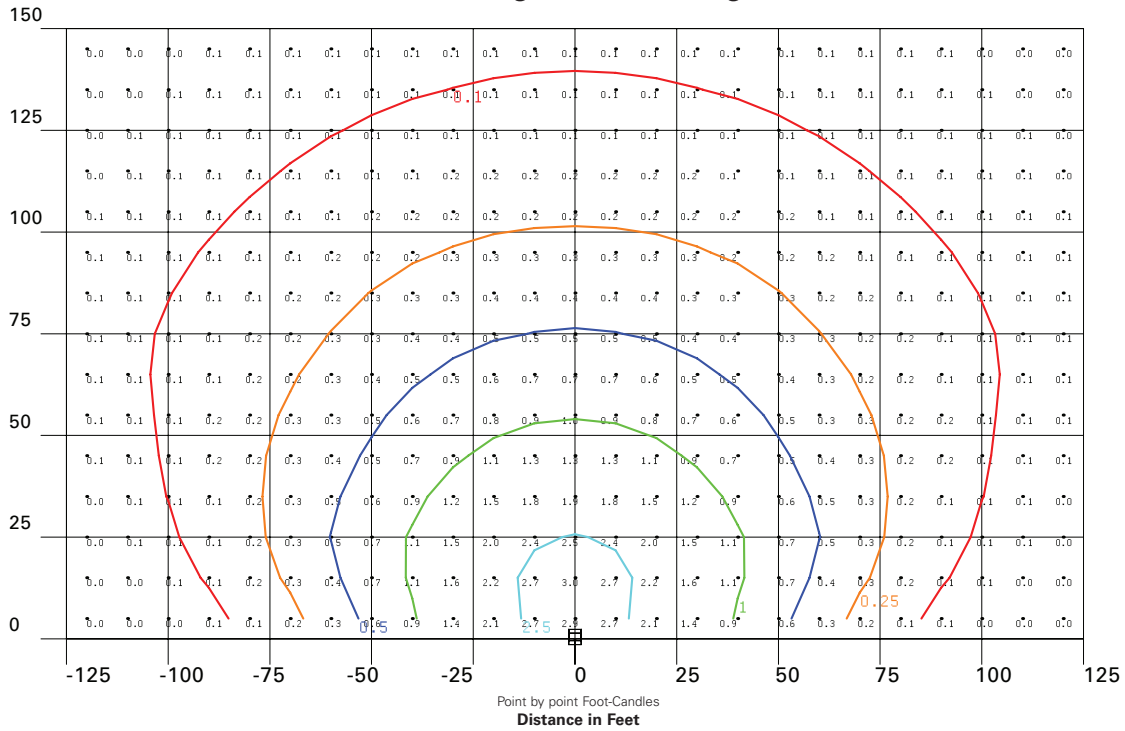
Position (tilt)	ft.-sq.
at 0°	3.20
at 45° backwards	3.25
at 60° forward	3.62



Photometric data

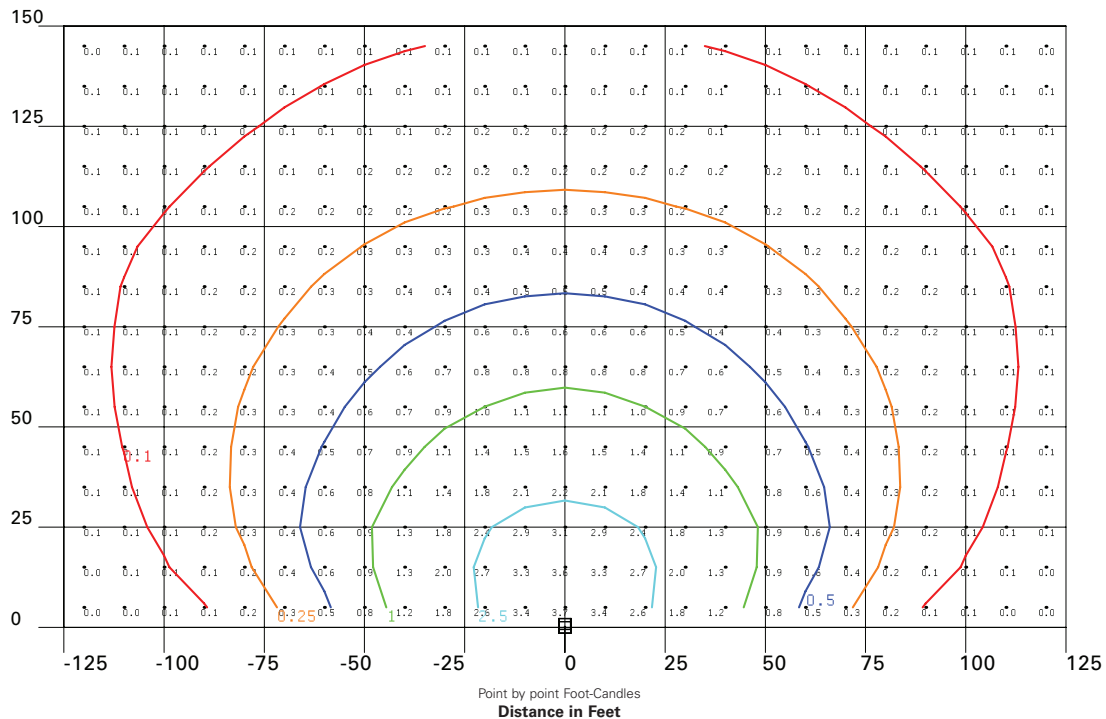
7x6 optics

FMVA20L Height: 45 ft.; Tilt angle: 45°



7x6 optics

FMVA25L Height: 45 ft.; Tilt angle: 45°



**U.S. (global headquarters):
Eaton's Crouse-Hinds Division**

1201 Wolf Street
Syracuse, NY 13208

(866) 764-5454
FAX: (315) 477-5179
FAX Orders Only:
(866) 653-0640

crousecustomerctr@eaton.com

For more information:

If further assistance is
required, please contact
an authorized Eaton
Distributor, Sales Office,
or Customer Service
Department.

Canada

Toll Free: 800-265-0502
FAX: (800) 263-9504
FAX Orders only: (866) 653-0645

Mexico/Latin America/Caribbean

52-555-804-4000
FAX: 52-555-804-4020
ventascentromex@eaton.com

Europe (Germany)

49 (0) 6271 806-500
49 (0) 6271 806-476
info-ex@eaton.com

Middle East

971 4 8066100
FAX: 971 4 8894813
chmesales@eaton.com

Singapore

65-6645-9888
FAX: 65-6297-4819
chsi-sales@eaton.com

China

86-21-2899-3600
FAX: 86-21-2899-4055
echsales@eaton.com

Korea

82 2 6380 4032
82-2-6380-4070
ECHKsales@eaton.com

Australia

1300-332-866
FAX: 61-2-9693-5127
crousehindsanz@eaton.com

India

91-124-4683888
FAX: 91-124-4683899
cchindia@eaton.com

Eaton's Crouse-Hinds
1201 Wolf Street
Syracuse, NY 13208
Crouse-Hinds.com

Eaton
1000 Eaton Boulevard
Cleveland, OH 44122
United States
Eaton.com

© 2023 Eaton
All Rights Reserved
Printed in USA
Publication No. 5415-0623
June 2023

Eaton is a registered trademark.

All other trademarks are property
of their respective owners.