

USB Receptacles - 15 A

Features

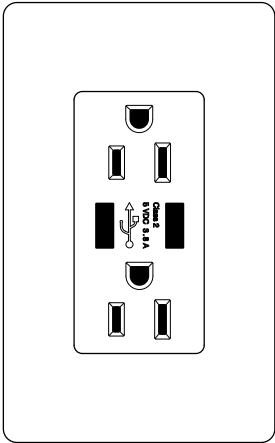
- Dual USB ports.
- Color and texture matches Lutron dimmers.
- Wallplates available in a variety of colors and finishes.
- Tamper resistant.
- Side or back wire installation capable.
- 125 V~ only (U.S. style wallbox).
- Designer style receptacles (Claro) can be ganged with other designer style devices.
- Architectural style receptacles (Nova T☆) can be ganged with other architectural style devices.

Model Numbers

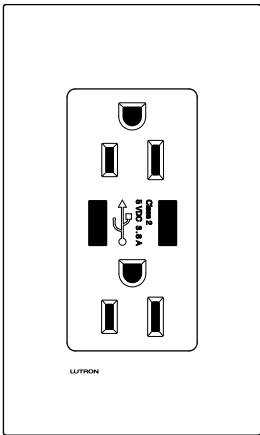
- Designer (Claro) (Gloss and Satin Finishes)
- CAR-15-UBTR-XX<sup>1, 2</sup> 15 A Claro Receptacle (Gloss Finish)
- SCR-15-UBTR-YY<sup>1, 3</sup> 15 A Claro Receptacle (Satin Finish)
- Architectural (Nova T☆)
- NTR-15-UBTR-ZZ<sup>4, 5</sup> 15 A Nova T☆ Receptacle

15 A USB Receptacles

Designer (Claro)



Architectural (Nova T☆)



<sup>1</sup> Wallplates ordered separately. For information on ordering wallplates, please visit [www.lutron.com/en-US/Products/Pages/StandAloneControls/Wallplates-Accessories/WallplatesAccessories.aspx](http://www.lutron.com/en-US/Products/Pages/StandAloneControls/Wallplates-Accessories/WallplatesAccessories.aspx)

<sup>2</sup> “XX” in model number represents Gloss finish. See page 5 for corresponding **Color/Finish Codes**.

<sup>3</sup> “YY” in model number represents Satin finish. See page 5 for corresponding **Color/Finish Codes**.

<sup>4</sup> “ZZ” in model number represents Architectural Matte finish. See page 6 for corresponding **Color/Finish Codes**.

<sup>5</sup> Wallplates provided for single gang receptacles. For information on ordering multi-gang wallplates, please visit [www.lutron.com/en-US/Products/Pages/StandAloneControls/Wallplates-Accessories/WallplatesAccessories.aspx](http://www.lutron.com/en-US/Products/Pages/StandAloneControls/Wallplates-Accessories/WallplatesAccessories.aspx)

Specifications

Regulatory Approvals

- Lutron Quality Systems registered to ISO 9001:2008.
- All receptacles comply with UL498
- USB receptacle complies with UL1310

Ratings

- 15 A 125 V~ 60 Hz
- USB 3.8 A\* 5 V== dual output Type A 2.0 (3.8 A is the combined output of both ports)
- Dielectric withstand: 1500 V~ for 1 minute
- Off state power consumption: 0.1 W
- USB ports: Rated for minimum 10,000 insertions and removals
- Complies with battery charging specification BC1.2
- Compatible with USB 1.1/2.0/3.0 devices

Terminals

- Each terminal accepts up to two 14 AWG to 10 AWG (1.5 mm² to 6.0 mm²) wires.
- Side or back wire installation capable.
- Solid or stranded wires.
- Copper wires only.

Environment

- Ambient operating temperature: 32 °F to 104 °F (0 °C to 40 °C)
- Maximum 90% non-condensing relative humidity
- Indoor use only

Mounting

- Minimum wallbox dimensions: 3 in (76 mm) H x 2 in (51 mm) W x 2.5 in (64 mm) D.

\* Charging certain combinations of devices from the USB ports, may result in currents greater than the 3.8 A product rating.

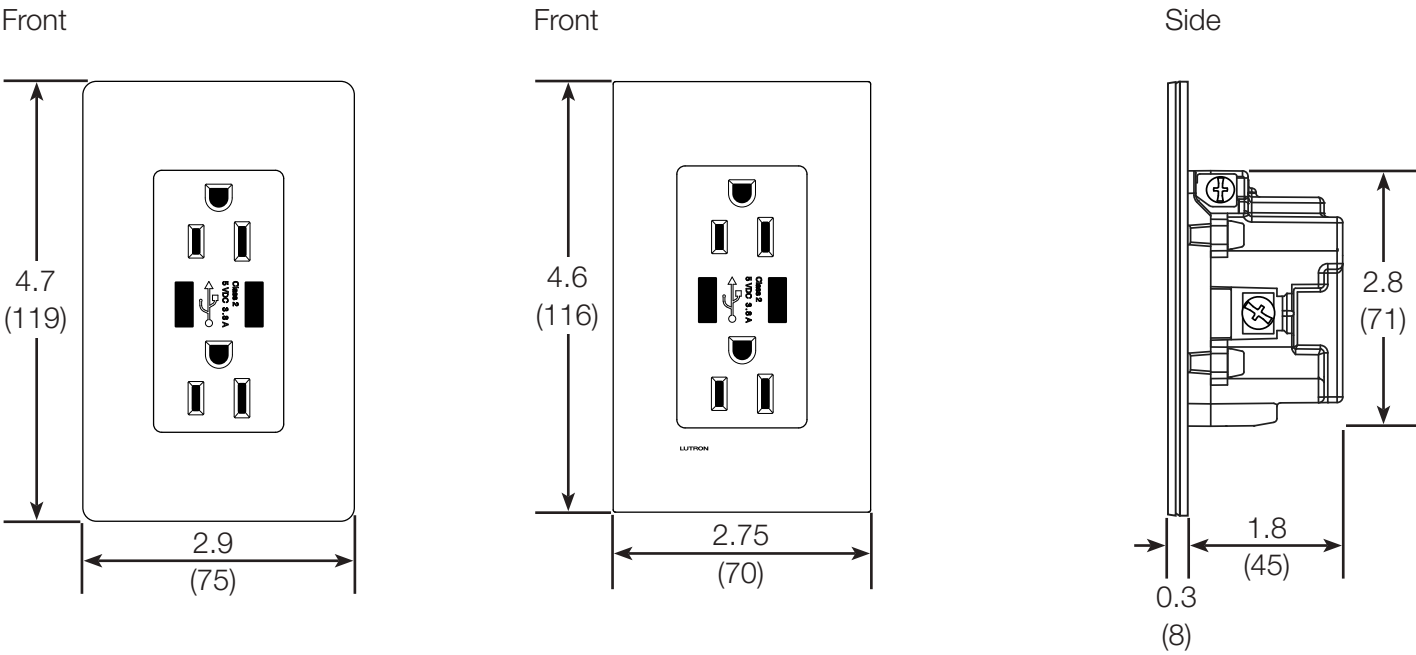
Job Name:	Model Numbers:
Job Number:	

Dimensions

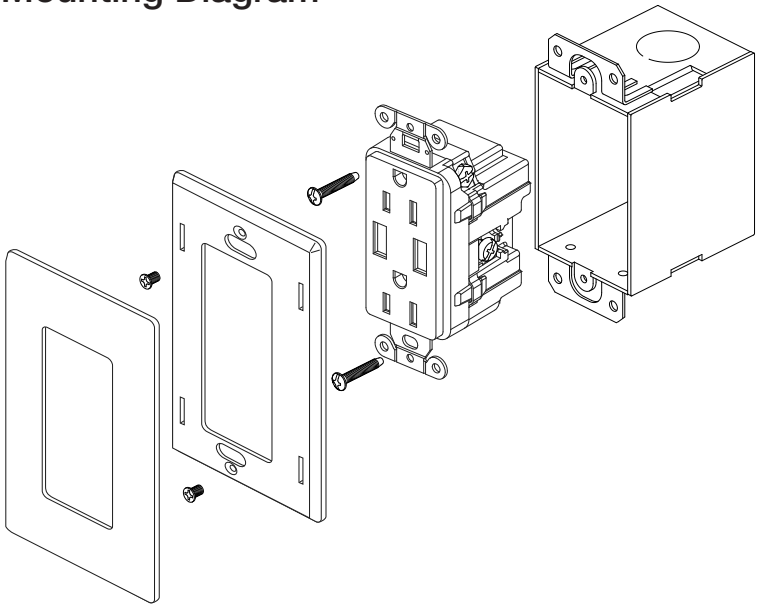
Measurements shown as: in (mm)

Designer (Claro)

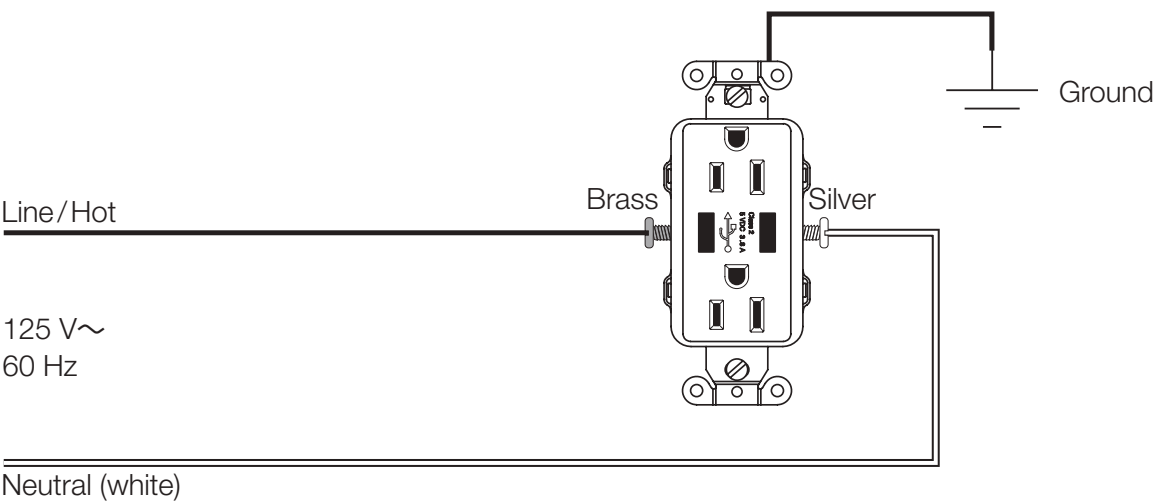
Architectural (Nova T☆)



Mounting Diagram




Wiring Diagram




**Note:** Top and bottom receptacles cannot be split apart into independent Line Hot and Switched Hot connections.

Colors and Finishes


Gloss Finishes




White  
WH




Ivory  
IV



Almond  
AL



Light Almond  
LA



Gray  
GR



Brown  
BR




Black  
BL

Satin Finishes



Brilliant White  
BW



Glacier White  
GL



Snow  
SW



Architectural  
White  
RW



Lunar Gray  
LG



Mist  
MI



Pebble  
PB




Cobblestone  
CS




Slate  
SL



Midnight  
MN




Biscuit  
BI




Sand  
SD




Taupe  
TP




Pumice  
PM



Clay  
CY



Sage  
SA



Espresso  
EP



Truffle  
TF



Deep Sea  
DE



Signal Red  
SR


- Due to printing limitations, colors and finishes shown cannot be guaranteed to perfectly match actual product colors.
- Color chip keychains are available for more precise color matching:  
Gloss Finishes: DG-CK-1  
Satin Finishes: SF-CK-1  
For coordinating wallplates and accessories, visit [lutron.com/claro](http://lutron.com/claro)

Continued on next page...


Job Name:	Model Numbers:
Job Number:	

Colors and Finishes *(continued)*

Architectural Matte Finishes




White  
WH



Ivory  
IV




Almond  
AL



Light Almond  
LA




Gray  
GR



Brown  
BR




Black  
BL



Taupe  
TP



Sienna  
SI



Beige  
BE

Satin Colors *(while supplies last)*



Hot  
HT




Merlot  
MR



Plum  
PL



Palladium  
PD



Eggshell  
ES



Sienna  
SI




Terracotta  
TC



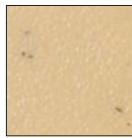
Greenbriar  
GB



Bluestone  
BG



Mocha Stone  
MS



Goldstone  
GS



Desert Stone  
DS




Stone  
ST



Limestone  
LS

- Due to printing limitations, colors and finishes shown cannot be guaranteed to perfectly match actual product colors.
- Color chip keychains are available for more precise color matching:  
Architectural Matte Finishes: AM-CK-1  
Satin Colors: SC-CK-1 (while supplies last)

The Lutron logo, Lutron, Claro, Satin Colors and Nova T<sup>®</sup> are trademarks or registered trademarks of Lutron Electronics Co., Inc. in the US and/or other countries.

 SPECIFICATION SUBMITTAL

Page:

Job Name:	Model Numbers:
Job Number:	