

GS1FD3

Switch disconnecter fuse, TeSys GS, 3P, 3NO,
50A, 4.6W, fuse type NFC, size 14x51mm



Main

Range	TeSys
Product name	TeSys GS
Device short name	GS1 F
Product or Component Type	Switch-disconnector-fuse
Device Application	Protection
Poles description	3P
Protected poles description	3t
Contacts type and composition	3 NO
[I _{th}] conventional free air thermal current	50 A 104 °F (40 °C)
[I _e] rated operational current	40 A 440 V 2 poles in series per phase DC-23A 40 A 440 V 2 poles in series per phase DC-23B 50 A 400 V AC-23A 50 A 400 V AC-23B 50 A 500 V AC-23A 50 A 500 V AC-23B 50 A 690 V AC-23A 50 A 690 V AC-23B
Fuse type	NFC
Fuse size	14 x 51 mm
Network type	DC AC
Network Frequency	50/60 Hz

Complementary

Type of operating handle	Direct right side
Mounting Support	Plate
[U _i] rated insulation voltage	750 V AC 50/60 Hz
[U _{imp}] rated impulse withstand voltage	8 kV
Rated operational power in W	25 KW 400 V 33 KW 500 V 45 kW 690 V
Breaking capacity	4.6 W
Making capacity	500 A 400 V AC-23B
Breaking capacity	400 A 400 V AC-23B)
Short-circuit withstand	7.6 kA
Mechanical durability	10000 cycles
Electrical durability	1500 Cycles AC-23A 1500 Cycles AC-23B 300 Cycles DC-23A 300 cycles DC-23B
Connections - terminals	Power circuit lugs-ring terminals 0.01...0.04 in ² (6...25 mm ²) flexible
[I _{cm}] rated short-circuit making capacity	100 kA 400 V with protection by gG fuses
Tightening torque	Power circuit 28.32 lbf.in (3.2 N.m) lugs-ring terminals

The information provided in this documentation contains general descriptions and/or technical characteristics of the products of the products contained herein. This documentation is not intended as a substitute for and is not to be used for determining suitability or reliability of these products for specific user applications. It is the duty of any such user or integrator to perform the appropriate and complete risk analysis, evaluation and testing of the products with respect to the relevant specific application or use thereof. Neither Schneider Electric Industries SAS nor any of its affiliates or subsidiaries shall be responsible or liable for misuse of the information contained herein.

Environment

Standards	IEC 60947-3
Product Certifications	CE
Protective treatment	TH
IP degree of protection	IP20 IEC 60529 with terminal cover)
Ambient Air Temperature for Operation	-4...158 °F (-20...70 °C)
Ambient Air Temperature for Storage	-40...176 °F (-40...80 °C)
Fire resistance	1562 °F (850 °C) fuse cover IEC 60695-2-1 1760 °F (960 °C) body IEC 60695-2-1
Height	4.65 in (118 mm)
Width	4.65 in (118 mm)
Depth	3.43 in (87 mm)
Net Weight	1.76 lb(US) (0.8 kg)







Ordering and shipping details

Category	18402-WORLD SERVICE PARTS(CONTROL ACCESS)
Discount Schedule	CP10
GTIN	3389110253887
Returnability	No
Country of origin	FR

Packing Units

Unit Type of Package 1	PCE
Number of Units in Package 1	1
Package 1 Height	4.33 in (11.0 cm)
Package 1 Width	5.00 in (12.7 cm)
Package 1 Length	7.01 in (17.8 cm)
Package 1 Weight	32.77 oz (929.0 g)
Unit Type of Package 2	S06
Number of Units in Package 2	60
Package 2 Height	29.53 in (75.0 cm)
Package 2 Width	23.62 in (60.0 cm)
Package 2 Length	31.50 in (80.0 cm)
Package 2 Weight	151.55 lb(US) (68.74 kg)

Offer Sustainability

Sustainable offer status	Green Premium product
California proposition 65	WARNING: This product can expose you to chemicals including: Styrene, which is known to the State of California to cause cancer. For more information go to www.P65Warnings.ca.gov
REACH Regulation	 REACH Declaration
REACH free of SVHC	Yes
EU RoHS Directive	Compliant  EU RoHS Declaration
Toxic heavy metal free	Yes
Mercury free	Yes
China RoHS Regulation	 China RoHS Declaration
RoHS exemption information	 Yes
Environmental Disclosure	 Product Environmental Profile
Circularity Profile	 End Of Life Information
WEEE	The product must be disposed on European Union markets following specific waste collection and never end up in rubbish bins.

Contractual warranty

Warranty	18 months
----------	-----------