

Bring Power & Communication Services to Modular Furniture Systems

4FFATC15 Series Furniture Feed Style Poke-Thru Devices are an excellent solution for feeding power and communication services to modular furniture systems in an open space, above grade floor environment. Every Wiremold® Poke-Thru Device comes with built-in TopGuard™ protection, an industry-leading design that meets and exceeds UL scrub water exclusion requirements for tile and carpet floors. TopGuard protection prevents water, dirt, or debris from entering the power and communication compartments through the service head or floor fittings.

4FFATC15 Series Furniture Feed Style Poke-Thru Devices can be installed on tile, carpet, or wood covered concrete floors in both new or retrofit construction. Typical applications include commercial office buildings, financial institutions, and government facilities.



4FFATC Series

FEATURES & BENEFITS

- **4FFATC15 Flush Style Furniture Feed Series provides one 3/4" [19mm] opening for power and one 1 1/2" [38mm] opening for communication cabling.** Provides largest dual service capacity for furniture feed applications in the industry. UL Listed for both power and communication furniture feed applications.
- **"Step-on-it" installation.** Quick and easy installation without the need for additional fasteners or the need for a second installer.
- **Fire rated for up to 2-hour rated floors.** Maintains the fire classification of the floor.
- **Suitable for use in air handling plenums in accordance with Sec. 300-22 (C) of the National Electrical Code.**
- **TopGuard Protection.** Integral design component that prevents water, dirt and debris from entering power and communication compartments. Whenever you see the TopGuard protection icon on any Wiremold product, you'll know it meets and exceeds UL scrub water exclusion requirements for tile and carpet floors.
- **UL Listed and UL Fire Classified to U.S. and Canadian safety standards for tile, carpet and wood.**

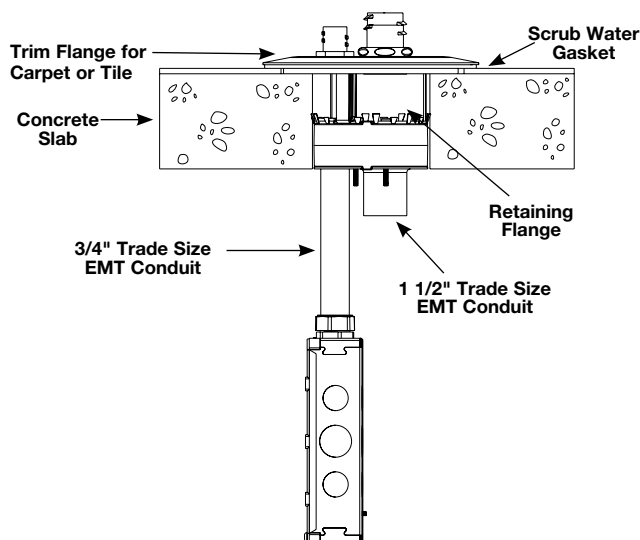


Protection from
water, dirt,
and debris.

4FFATC Furniture Feed Style Poke-Thru Device Specifications

4" Diameter Hole	
POKE-THRU SERIES	4FFATC Series
HOLE SIZE	Minimum: 4" [102mm] Maximum: 4 1/8" [105mm]
UL FIRE CLASSIFICATION	1, 1 1/2 & 2 Hours
UL SCRUBWATER PROTECTION	TopGuard™
CAPACITY	2 Gangs One (1) 3/4" & one (1) 1 1/2" trade size Screw Plug Openings
MAXIMUM COPPER FILL	POWER*
	(16) #12 AWG or (10) #10 AWG .08192 Sq. in. [52.851mm ²]
MAXIMUM COPPER FILL	COMMUNICATIONS*
	(18) Cat 6/Channel .072 Sq. in. [46.45mm ²]
COVER SIZE	8 1/4" [210mm]
COVER COLORS	Powder Coated Colors: Black, Brass, Gray, Bronze, Nickel Brushed Aluminum
COVER CONSTRUCTION	Die-Cast
CONDUIT/STEM DIAMETER	One (1) 3/4" & one (1) 1 1/2" trade size Conduit
FLOOR COVERING THICKNESS	Minimum: 1/8" [3.2mm] Maximum: 3/4" [19.1mm]
FLOOR STRUCTURE	Concrete
FLOOR SURFACE	Carpet, Tile & Wood

* The above maximum copper fill values are the maximum amount of copper to maintain fire classification and are for each individual power and communication compartments. Do not add values together for any one compartment.



Copper Cross Sectional Area of Commonly Used Conductors		
Size	Solid	
#24	.00032 sq. in.	[.206mm ²]
#22	.00050 sq. in.	[.322mm ²]
#14	.00323 sq. in.	[2.083mm ²]
#12	.00512 sq. in.	[3.303mm ²]
#10	.00815 sq. in.	[5.258mm ²]
#8	.01296 sq. in.	[8.361mm ²]

NOTE: Use above values for solid or stranded conductors.

IMPORTANT!

The above maximum copper cross sectional area values are for each individual power and communication compartment. **DO NOT** add values together for any one compartment.

CAUTION: These devices meet all UL scrub water requirements, but are not suitable for wet or damp locations, or other areas subject to saturation with water or other liquids such as commercial kitchens.

Concrete Thickness Min/Max:

- 1-HOUR RATED FLOOR – 2 1/4" [57mm] minimum over top of deck (or 3" [76mm] thick reinforced concrete slab) to a maximum of 7 1/2" [191mm].
- 2-HOUR RATED FLOOR – 3 1/4" [83mm] minimum over top of deck (or 4" [102mm] thick reinforced concrete slab) to a maximum of 7 1/2" [191mm].

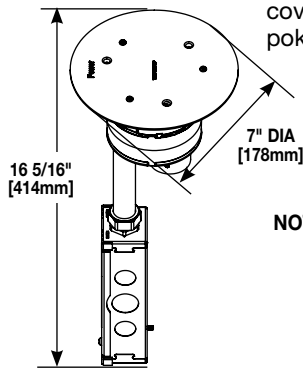
NOTE: The material that is used in Wiremold poke-thru devices is not listed under the directory for Fire Stopping Material because the poke-thru device is UL Classified as "Outlet Boxes and Fittings Classified For Fire Resistance (CEYY)". The pass/fail criteria comes from UL263. The pass criteria is that the poke-thru unit cannot exceed 325° F. above ambient before the concrete slab (or deck) reaches this same temperature. Some poke-thru devices are tested for 2 hours while others are tested for 4 hours. The intumescent material has never been tested as a fire-stopping material as a stand-alone device. This material is designed to work as a unit with the entire poke-thru device.

4FFATC Furniture Feed Poke-Thru Series Ordering Information

Catalog No./Item	Description/Specifications
------------------	----------------------------

4FFSTC15

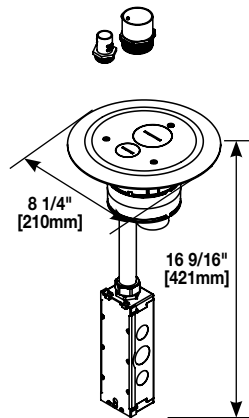
Insert Stem with Disposable Plate – Use with 4FFCTC15 Series covers to form a complete poke-thru assembly.



NOTE: Stem assembly with disposable plate can be installed in occupied spaces for activation at a later time as long as the assembly is fully covered by the finished floor.

4FFATC15GY 4FFATC15BK 4FFATC15AL 4FFATC15BS 4FFATC15BZ 4FFATC15NK

Flush Furniture Feed Poke-Thru Assembly – Complete with one-piece finish flange and conduit assembly. Conduit assembly consists of one 3/4" trade size conduit and one 1 1/2" trade size conduit. Finish cover flange provided with one 3/4" trade size screw plug opening and one 1 1/2" trade size screw plug opening. Covers available in painted black (BK), gray (GY), brass (BS), nickel (NK), bronze (BZ), and brushed aluminum (AL).



NOTE: Assembled with scrub water gasket. For use on tile, wood or carpet floors.

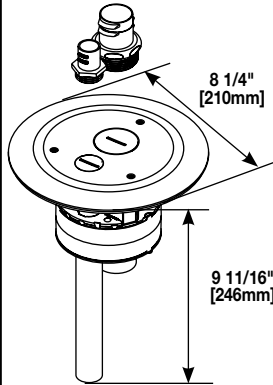
Catalog Number Explanation 4FFATC15AL

4	FF	A	TC	15	AL
Identifies Unit is only for use in a 4" core hole	Designates Unit is for Furniture Feed Application	Assembled Unit (A) or Cover (C)	Identifies that Unit is Approved for Tile and Carpet Floors	Indicates Low Voltage Breakthrough Size 1 1/2"	Indicates Finish

Catalog No./Item	Description/Specifications
------------------	----------------------------

4FFATC15GY-LJB 4FFATC15BK-LJB 4FFATC15AL-LJB 4FFATC15BS-LJB 4FFATC15BZ-LJB 4FFATC15NK-LJB

Flush Furniture Feed Poke-Thru Unit – Complete with one-piece finish flange and conduit assembly. Conduit assembly consists of one 3/4" trade size conduit and one 1 1/2" trade size conduit. Finish cover flange provided with one 3/4" trade size screw plug opening and one 1 1/2" trade size screw plug opening.



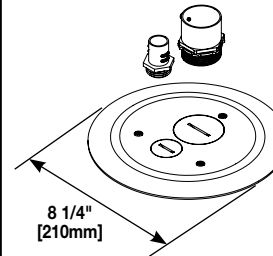
NOTE: Assembled with scrub water gasket. For use on tile or carpet floors.

Catalog Number Explanation 4FFATCAL-LJB

4	FF	A	TC	15	AL	LJB
Identifies Poke-Thru Series	Identifies Furniture Feed Unit	Identifies Assembled Unit (A) or Cover (C)	Identifies that Unit is Approved for Tile & Carpet Floors	Indicates Low Voltage Breakthrough Size 1 1/2"	Identifies Finish Of Cover Assembly	Identifies Junction Box (Not included)

4FFCTC15GY 4FFCTC15BK 4FFCTC15AL 4FFCTC15BS 4FFCTC15BZ 4FFCTC15NK

Finish Flange and Conduit Adapter Assembly – Complete with one 3/4" and one 1 1/2" trade size conduit adapters and closure plugs. Covers available in painted black (BK), gray (GY), brass (BS), nickel (NK), bronze (BZ), and brushed aluminum (AL). Use with the 4FFSTC15 insert to form a complete poke-thru assembly.

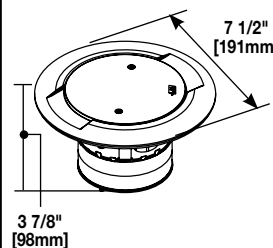


NOTE: Assembled with scrub water gasket. For use on tile or carpet floors.

NOTES: Floor Structure: Concrete
Floor Surface: Carpet, Tile, Wood
To abandon 4FFATC15 and 4FFATC15XX-LJB Series, disconnect conduit adapters and install closure plugs.
Not designed to work with bare concrete or terrazzo floors.
Minimum floor surface thickness 1/8" [3.2mm].

ABPLUG4

Abandonment Plug Assembly – Complete plug assembly for abandoning an open 4" [102mm] cored-hole. Assembly includes intumescent fire-stop material to maintain the fire-classification of the floor, integral retainer ring to prevent the unit from pulling up through the floor, and a black die-cast aluminum cover.



NOTES

NOTE: All brand and product names referenced in this document are registered trademarks or trademarks of their respective holders.



NOTE: The paper used to print this document is an environmentally responsible paper with 10% post consumer waste, with FSC and SFI Chain of Custody certifications, Lacey Act complaint. 100% of the electricity used to manufacture Flo sheets is generated with Green-e certified renewable energy.



Electrical Wiring Systems

60 Woodlawn Street
West Hartford, CT 06110
Phone: 1.877.BY.LEGRAND (295-3472)
www.legrand.us

570 Applewood Crescent
Vaughan, Ontario L4K 4B4
Phone: 905.738.9195
www.legrand.ca

