


Shallow Floor Box for Compact Spaces

The CAF3 floor box has two separate compartments that support up to 3 gangs of communication, power, and/or audio/video devices. This unique floor box is designed to be compatible in both raised floor and wood floor application. This compact design is ideal for applications such as retail, education, healthcare, and commercial offices when a shallow floor box is required. The hinged door allows the cover to open a full 180 degrees and is available in black, brass, bronze, nickel, grey, and aluminum.



CAF3 Floor Box

FEATURES & BENEFITS

- **Clamp Fastening.** Allow for quick and easy installation.
- **Configurable.** CAF3 Series floor boxes can be field-configured or reconfigured to accommodate power only, communication only, audio/video only or combinations of all three power, communication, audio/video in a single floor box unit.
- **Hinged door with pull handle.** Allows the cover to be easy to open a full 180° which provides easy access to devices inside the floor box.
- **Easy to Install.** For new work and old work applications.
- **Multiples Color Options.** To help blend in with the surrounding environment.
- **Versatile.** Designed to be installed in both a raised and wood floor.
- **Compact Design.** You can now bring your power, communication, and A/V connections in a small package.
- **Pre-Wire Option.** Reduces labor costs for field installation.
- **Trade Sized Knockouts.** (2) 1/2" knockouts, and (2) 3/4" knockouts that can accommodate multiple combinations of power, communication, and audio/video services.
- **3-Gang Compartments/Openings.** To accommodate whatever power, communications, and A/V needs you require.
- **Meets NEC Section 300.22(C).** For use in air handling spaces and raised floor plenums.
- **UL Listed to U.S. and Canadian safety standards.**

APPLICATIONS

- | | | | |
|-----------------|---------------------|-------------|---------------|
| ■ Entertainment | ■ Commercial Office | ■ Education | ■ Hospitality |
| ■ Institutions | ■ Financial | ■ Retail | ■ Healthcare |

CAF3 Floor Box Technical Information

Description	Dimensions
Overall trim ring	7" x 5 7/8" [150mm x 181mm]
Depth Overall	3" [76.2mm]
Panel Opening	7 1/4" x 6" [184.1mm x 152.4mm]
Cover Size	7 3/4" x 6 1/2" [197mm x 165mm]
Activation Chamber Volume	20 cu in.
User Volume	39.3 cu in.
Total Volume	80 cu in.
Knockout Sizes	(2) 1/2" [13mm] trade sized KO's, (2) 3/4" [19mm] trade sized KO's
Service	Dual
Maximum Floor Thickness	1/4" – 1 3/4" [6mm – 44mm] (includes floor covering)

CAF3 Floor Box Assembly Details

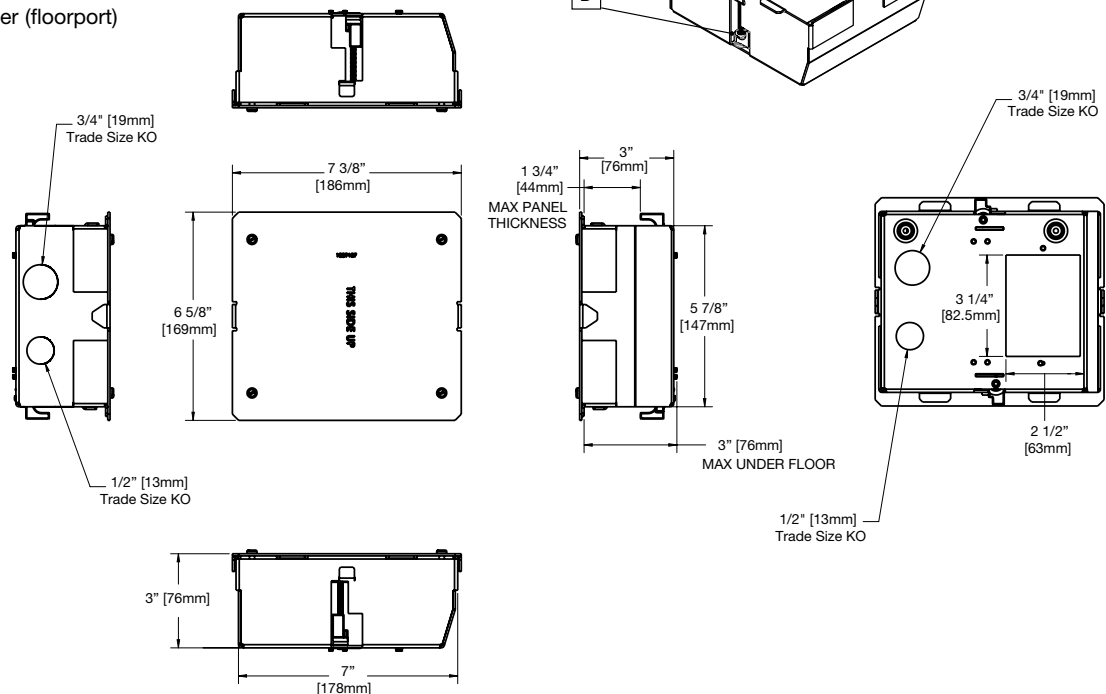
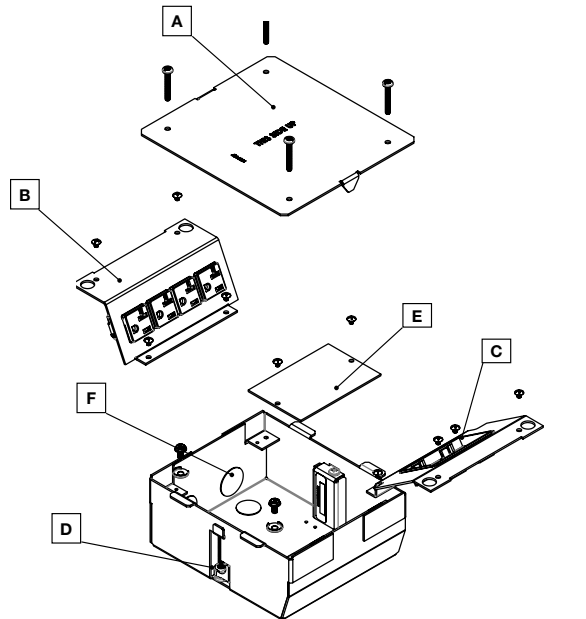
The CAF3 Series Floor Box is a stamped steel floor box designed to bring power communications, and A/V services to open space areas.

COMPONENTS INCLUDED

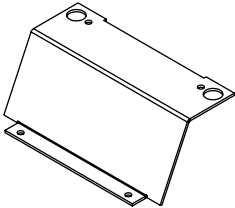
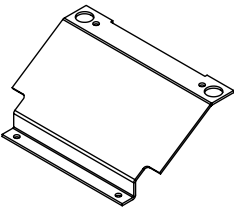
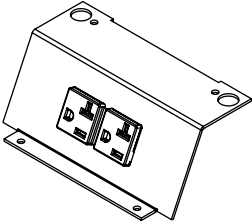
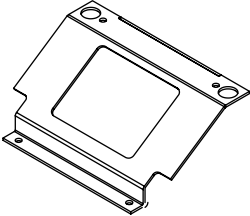
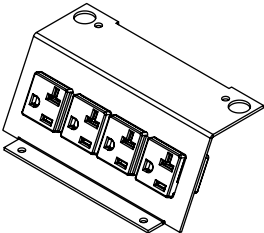
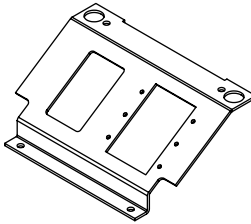
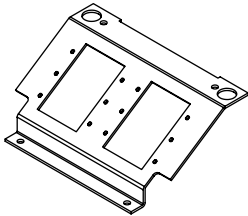
- A: Protective/Disposable Cover
- B: Power Plate with two (2) Duplex Receptacles
- C: Communications Plate with CM-MAB adapter.
Adapter is designed to accept up to three (3) of the CM2 Series modules (CM2 Modules sold separately).
- D: Two (2) Toggle Clamps to secure box to raised and wood floors
- E: Removable access Communication Plate
- F: Trade Size Knockouts ranging in size from 1/2" to 3/4" trade size


COMPONENTS NOT INCLUDED WITH BOX AND SOLD SEPARATELY

- Communication Jacks
- A/V Devices
- Finished Cover (floorport)



CAF3 Floor Box Ordering Information

POWER		COMMUNICATION	
Catalog No./Item	Description/Specifications	Catalog No./Item	Description/Specifications
CAF3-PB	Blank Power - Used to close off unused gang.	CAF3-CB	Blank Communications - Used to close off unused gang.
			
CAF3-DP1	1 Duplex Power - (1) 20A Duplex Receptacle.	CAF3-6A	MAB Provision - 6 port communication adaptor (CM-MAB bezel included) NOTE: Accepts up to three (3) CM2 Series Modules. (CM2 modules sold separately).
			
CAF3-DP2	2 Duplex Power - (2) 20A Duplex Receptacles.	CAF3-MAAP2A	MAAP & 2A Provision - Accepts one (1) Wiremold CM2 Series communication connectivity and three (3) Legrand AVIP or Extron Electronics MAAP Series Devices.
			
		CAF3-MAAP	2 MAAP Openings - Accepts six (6) Legrand AVIP or Extron Electronics MAAP Series Devices.
			



CAF3 Floor Box installed.



CAF3 Floor Box with Walkerflex® Wiring System.

FLOORPORT PART NUMBER CONFIGURATOR

FP	B	TC	NK	NA
FloorPort Cover	Blank Top Cutout Top	B C	Tile/Carpet TC	Nickel Brass Black Bronze Gray Brushed Aluminum
				NK BS BK BZ GY AL
				North American Made (Optional)
				NA

FloorPort™ Series Flanged Cover Assemblies Ordering Information

Catalog No./Item	Description/Specifications	Catalog No./Item	Description/Specifications
FPCTCBK* FPCTCBZ* FPCTCBS* FPCTCNK* FPCTCAL* FPCTCGY*	Cutout Cover Assembly – Flanged cover for use in tile or carpet installation. Die-cast aluminum assembly available in black (BK), bronze (BZ), brass (BS), nickel (NK), gray (GY), or brushed aluminum (AL). Insert in lid allows for carpet or tile cutouts to match finished floor.	FPBTCBK* FPBTCBZ* FPBTCBS* FPBTCNK* FPBTCAL* FPBTCGY*	Blank Cover Assembly – Flanged cover for use in tile or carpet installation. Die-cast aluminum assembly available in black (BK), bronze (BZ), brass (BS), nickel (NK), gray (GY), or brushed aluminum (AL). Lid area is flush with the finished floor, no cutouts provided.
	Country of Origin: India		Country of Origin: India

North American Made FloorPort Series Flanged Cover Assemblies Ordering Information

Catalog No./Item	Description/Specifications	Catalog No./Item	Description/Specifications
FPCTCBK-NA* FPCTCBZ-NA* FPCTCBS-NA* FPCTCNK-NA* FPCTCGY-NA*	Cutout Cover Assembly – Flanged cover for use in tile or carpet installation. Die-cast aluminum assembly available in black (BK), bronze (BZ), brass (BS), nickel (NK), or gray (GY). Insert in lid allows for carpet or tile cutouts to match finished floor.	FPBTCBK-NA* FPBTCBZ-NA* FPBTCBS-NA* FPBTCNK-NA* FPBTCGY-NA*	Blank Cover Assembly – Flanged cover for use in tile or carpet installation. Die-cast aluminum assembly available in black (BK), bronze (BZ), brass (BS), nickel (NK), or gray (GY). Lid area is flush with the finished floor, no cutouts provided.
	Country of Origin: USA		Country of Origin: USA

* Add suffix "TR" to the end of the part number to indicate tamper-resistant cover assembly. Tamper-resistant versions are secured with a single tamper-resistant screw.

NOTE: Pricing varies depending on country of origin. Consult your local sales representative for more information.

LOAD CAPACITIES FOR FLOORPORT COVER ASSEMBLIES

CATALOG NUMBERS	MAXIMUM LOAD IN POUNDS
FPCTC	1000
FPBTC	750

NOTE: Load applied through a 2" [51mm] mandrel in center of service fitting. Loads above are static loads only and do not pertain to rolling loads.

NOTE: UL Listed for wood, tile, and carpet covered concrete floors.

All cover assemblies for the CAF3 Series Floor Box have TopGuard protection.



Electrical Wiring Systems

60 Woodlawn Street
West Hartford, CT 06110
Phone: 1.877.BY.LEGRAND (295-3472)
www.legrand.us

570 Applewood Crescent
Vaughan, Ontario L4K 4B4
Phone: 905.738.9195
www.legrand.ca

